

**NEW LOOK SCHOOL SOCIETY**  
Consolidated Balance Sheet as at 31.03.2024


LIABILITIES	As on 31.03.2024	As on 31.03.2023	ASSETS	As on 31.03.2024	As on 31.03.2023
Capital Account (Schedule A)	28,71,54,503	26,05,37,086	Fixed Assets (Schedule J)	19,11,61,179	17,37,58,197
Loans (Liabilities) (Schedule B)	-	-	Deposits (Schedule F)	6,59,07,082	6,37,31,966
Duties & Taxes (Schedule C)	8,91,400	7,53,138	Loans & Advance (Schedule G)	63,84,001	49,92,636
Current Liabilities (Schedule D)	1,69,58,580	1,60,71,735	Cash in Hand ( Schedule H)	9,02,777	1,93,071
Inter Unit Balances (Schedule E)	(0)	-	Cash at Bank (Schedule I)	4,06,49,444	3,46,86,089
<b>Total</b>	<b>30,50,04,483</b>	<b>27,73,61,959</b>	<b>Total</b>	<b>30,50,04,483</b>	<b>27,73,61,959</b>

AUDITORS REPORT  
As per our report of even date  
FOR S. RANKA & ASSOCIATES  
Chartered Accountants

FN0: 012483C  
  
SARBHI RANKA  
MNO: 403818

JAIPUR  
30.09.2024

NEW LOOK SCHOOL SOCIETY

  
PRADIP KOTHARI  
SECRETARY  
सचिव

न्यू लुक स्कूल सोसायटी  
कमांक 336/79-80  
बामवाड़ा (राज.)

  
HEMANT SONI  
TREASURER

कोषाध्यक्ष  
न्यू लुक स्कूल सोसायटी  
कमांक 336/79-80  
बामवाड़ा (राज.) 327001


**NEW LOOK SCHOOL SOCIETY**  
Consolidated Income & Expenditure A/c. for the Year Ending on 31.03.2024


Expenditure	As on	As on	Income	As on	As on
	31.03.2024	31.03.2023		31.03.2024	31.03.2023
Advertisement Expenses	12,81,780.00	17,71,469.00	Admission Fee	11,68,600.00	7,95,000.00
Affiliation Expenses	1,77,000.00	17,00,600.00	Annual Fee	45,66,450.00	17,74,778.00
Affiliation Form Fees	1,20,000.00	-	Annual Function Income	12,01,000.00	-
Annual fee for NCC	40,000.00	10,000.00	Book Bank Fees	97,869.00	85,775.00
Annual Teachers Training Fee for CBSE	-	40,000.00	CBSE Board Evaluation Income	33,550.00	-
Application fees for College	1,68,691.00	64,695.00	CBSE Board Fees	8,11,023.00	17,325.00
ATL Lab Expenses	23,154.00	-	CBSE Registration Fees	1,64,050.00	13,57,236.52
Auditor Expenses	64,525.00	-	Centre Charges	-	4,800.00
B.A. & BSC Students Seats Fees	2,12,162.00	-	Co Ordinator PTET & Integrate	55,63,548.00	48,45,132.00
B.ED Education Kit Expenses	18,505.00	73,980.00	College Fees	36,23,880.00	56,43,210.00
B.Ed. Kit Expenses	-	44,205.00	Degree Fees	17,950.00	16,100.00
B.Ed. Uniform Expenses	36,605.96	24,274.18	Duplicate ID Card Fees	10,240.00	4,320.00
Bank Charges	57,51,304.00	60,16,097.00	Duplicate Marksheet Fees	4,900.00	2,250.00
Building Repair & Maintenance	6,000.00	6,000.00	Educational Kit (B.Ed.)	-	4,000.00
Building Safety Certificate	29,466.00	51,566.00	Election Duties Income	2,53,578.00	-
Building Security Expenses	1,35,000.00	-	Electricity Deduction	1,78,141.00	52,418.00
CBSE Affiliation Expenses	7,68,000.00	7,86,700.00	Examination Fee	6,60,118.00	20,37,969.50
CBSE Board Examination Expenses (X&XII)	38,412.00	99,591.00	Fees from Integrated Courses	1,07,80,540.00	1,08,42,480.00
CBSE Expenses	1,96,200.00	1,83,200.00	Fees received from NIOS	-	36,980.00
CBSE Registration Fees (IX & XI)	-	2,42,300.00	GGTU Examination	9,94,778.00	-
CBSE Registration Fees (X & XII)	19,190.00	5,000.00	Hostel Fees	36,32,100.00	47,24,259.00
CBSE Teacher Training expense	17,650.00	27,460.00	Improvement Fees	35,000.00	-
College Expenses	3,91,546.00	7,25,137.00	Inter College Tournament Income	41,300.00	-
Computer & Printer Expenses	84,036.00	26,374.00	Interest on FDR	40,04,663.56	26,66,657.00
Computer Repair & Maint.	2,13,466.00	1,76,033.00	Interest Received from Bank	7,13,502.00	15,25,292.00
Dayboarding Expenses	1,82,02,358.00	1,46,12,130.00	Interest Received on IT Refund	38,346.00	7,867.00
Depreciation	-	15,000.00	JNV Vehicle Income	50,000.00	-
Digital Marketing Expenses	17,100.00	36,600.00	Job Application Fees	7,990.00	9,820.00
Donation	22,70,257.00	29,84,650.00	Kalyan Academic Examination	-	21,882.00
Electricity & Water	19,01,597.00	19,90,774.00	Late Fee	1,91,385.00	1,47,200.00
Electricity Equipment/Maintenance	7,60,581.00	6,53,309.00	Migration Income	700.00	-
ESIC Employer Share	6,06,968.00	16,64,421.00	Misc. Income	13,76,649.18	8,84,304.74
Examination Expenses	4,41,860.00	-	NAS Examination	-	-
Examination Expenses of CA Exams	4,000.00	26,479.00	NCC Fees	510.00	55,584.00
Fine Arts Lab Expenses	1,96,814.00	-	Prospectus Fee	6,17,640.00	5,60,300.00
Fire Safety	5,56,424.00	3,01,265.00	PTET Examination Fees	13,920.00	2,882.00
Fitness & Registration Expenses	1,46,67,941.00	1,32,53,676.00	Rajasthan High Court Examination	-	51,720.00
Fuel & Oil Expenses	24,57,241.00	14,08,962.00	Rechecking Income	1,250.00	-
Function & Festival	5,62,763.00	4,54,494.00	REET Exam Fee	-	17,710.00
Furniture Repaire & Maintenance Expenses	84,747.00	1,20,292.00	Registration Fee	3,63,300.00	3,65,500.00
Games & Sports Expense	2,86,779.00	4,92,277.00	Reimbursement of RTE	14,99,477.00	28,04,015.00
Garden Expenses	4,60,000.00	2,61,960.00	Remiddle Class	-	8,000.00
GGTU Affiliation Expenses	8,20,065.00	4,15,480.00	Renewal Form Fee	18,550.00	25,700.00
GGTU Examination Expenses	5,000.00	-	Rent for Patwari Training	-	2,41,384.00
GGTU Form Fees Expenses	75,000.00	-	Science Fair Fees Received	-	15,150.00
GGTU Inspection Fees Expenses	-	5,00,000.00	Science Olympiad Foundation SOF Fees Received	2,300.00	34,750.00
Gratuity Expenses	2,59,458.00	21,651.00	Shrestha Scheme of Social Justice & Empowerment	22,55,000.00	-
Grounds leveling & Maintenance Expenses	2,06,640.00	-	Sports Fee	2,19,500.00	1,792.00
GST Expenses	-	-	Summer Camp Fees	12,560.00	1,47,900.00

Expenditure	As on	As on	Income	As on	As on
	31.03.2024	31.03.2023		31.03.2024	31.03.2023
Hostel Expenses	24,34,616.00	27,86,018.00	Tour Income	73,000.00	6,13,200.00
House Rent Allowance	-	2,78,525.00	Training Fee from Jawahar Navodaya	2,85,000.00	-
ID Cards Expenses	1,99,715.00	1,95,165.00	Transfer Certificate Fees	1,81,250.00	2,07,380.00
Inspection Fees	-	1,320.00	Tuition Fee	14,09,71,344.60	12,26,74,186.15
Insurance of Building	2,66,879.00	1,00,300.00	Vanrakshak Bharti Examination	-	21,440.00
Insurance of Vehicle	31,21,863.23	37,79,299.99	Vehicle Fee	2,98,61,798.00	2,28,63,212.00
Inter College Archery Tournament	24,200.00	4,110.00			
Interest Expenses	62,418.00	16,582.00			
Laboratory Expenses	61,253.00	63,149.00			
Legal and Professional	8,05,475.00	19,44,088.00			
Library Expenses	9,120.00	12,289.00			
Medical & First aid Expense	3,06,906.00	80,606.00			
Minutes of Selection Expenses	-	2,000.00			
Miscellaneous	4,39,970.00	5,11,342.00			
NCC Expenses	87,551.00	1,20,770.00			
NCT Affiliation PAR Matter	-	2,00,000.00			
Newspaper & Periodical Expenses	20,930.00	13,875.00			
NIOS Expenses	-	5,100.00			
Petrol & Diesel	2,31,426.00	2,10,530.00			
Postage	25,940.00	37,072.00			
Promotion Expenses	-	29,500.00			
Printing & Stationery	15,50,712.00	11,93,759.00			
Provident Fund Adm Expense	6,04,914.00	5,10,350.00			
Provident Fund Employer Contribution	72,92,464.00	61,23,478.00			
Rent	68,26,514.00	67,96,509.00			
Salary	10,27,60,994.00	8,51,63,717.00			
Scholarship Expenses	55,883.00	67,997.00			
School Expenses	2,58,659.00	2,21,798.00			
Science Laboratory Expenses	32,894.00	1,52,616.00			
Science Olympiad Foundation SOF Fee Paid	33,250.00	28,125.00			
Sport Fees for CBSE Registration	20,000.00	20,000.00			
Sports Expenses	1,56,264.00	2,98,827.00			
Staff Welfare A/c	7,16,773.00	5,72,912.00			
Student Study Material	94,430.00	2,20,550.00			
Student Welfare Expenses	2,660.00	73,335.00			
Summer Camp Expenses	64,240.00	1,04,510.00			
Telephone & Mobile Expenses	1,73,264.92	1,60,525.00			
Toll Tax Expenses	2,025.00	2,860.00			
Tour & Travelling Expenses	15,09,048.00	12,75,169.00			
Transportation	93,043.00	1,42,495.00			
University charges & other exp	21,280.00	30,000.00			
Ved Vidhyapeeth Exam Fees	-	1,01,150.00			
Vehicle & Maintenance	43,11,064.00	40,55,202.00			
Vehicle Fees Paid to Auto Driver	5,63,060.00	-			
Website and Software Maintenance	94,777.00	44,123.00			
Write off	8,072.00	48,714.00			
Total	18,99,80,833.11	16,90,88,463.17			
SURPLUS / DEFICIT	2,66,17,417.23	1,91,30,397.74			
TOTAL	21,65,98,250.34	18,82,18,860.91	TOTAL	21,65,98,250.34	18,82,18,860.91

AUDITORS REPORT  
As per our report given upto  
FOR S. RANKA & ASSOCIATES  
Chartered Accountants  
FNo. 022483  
Surbhi Ranka  
MNO 403818  
Jaipur  
30.09.2024

NEW LOOK SCHOOL SOCIETY

  
PRADIP KOTHARI  
SECRETARY  
सांचव

  
HEMANT SONI  
TREASURER

न्यू लुक स्कूल सोसायटी  
क्रमांक 336/79-80  
जमवाड़ा (राज.)

कीर्तिनाथयक्ष  
न्यू लुक स्कूल सोसायटी  
क्रमांक 336/79-80  
बांसवाड़ा (राज.) 327001

**NEW LOOK SCHOOL SOCIETY**  
**Consolidated Balance Sheet as at 31.03.2023**

LIABILITIES	As on 31.03.2023	As on 31.03.2022	ASSETS	As on 31.03.2023	As on 31.03.2022
Capital Account (Schedule A)	260,537,086	241,406,688	Fixed Assets (Schedule J)	173,758,197	156,270,541
Loans (Liabilities) (Schedule B)	-	124,998	Deposits (Schedule F)	63,731,966	40,678,417
Duties & Taxes (Schedule C)	753,138	1,426,434	Loans & Advance (Schedule G)	4,992,636	4,494,424
Current Liabilities (Schedule D)	16,071,735	17,296,655	Cash in Hand ( Schedule H)	193,071	985,785
Inter Unit Balances (Schedule E)	-	-	Cash at Bank (Schedule I)	34,686,089	57,825,608
<b>Total</b>	<b>277,361,959</b>	<b>260,254,775</b>	<b>Total</b>	<b>277,361,959</b>	<b>260,254,775</b>

AUDITORS REPORT  
As per our report of even date  
FOR S. RANKA & ASSOCIATES  
Chartered Accountants


FNo: 012483C



**SURBHI RANKA**  
MNO: 403818

Jaipur  
14.10.2023

NEW LOOK SCHOOL SOCIETY



**PRADIP KOTHARI**  
SECRETARY  
सचिव

न्यू लुक स्कूल सोसायटी  
क्यांक 336/79-80  
बांसवाडा (राज.)





**HEMANT SONI**  
TREASURER

कोषाध्यक्ष  
न्यू लुक स्कूल सोसायटी  
क्यांक 336/79-80  
बांसवाडा (राज.)

**NEW LOOK SCHOOL SOCIETY**  
**Consolidated Income & Expenditure A/c. for the Year Ending on 31.03.2023**

Expenditure	As on	As on	Income	As on	As on
	31.03.2023	31.03.2022		31.03.2023	31.03.2022
Advertisement Expenses	1,771,469	478,331	Admission Fee	795,000	593,800
Affiliation Expenses	1,700,600	680,000	Annual Fee	1,774,778	1,671,444
Affiliation Form Fees	-	3,000	Book Bank Fees	85,775	24,175
Application fees for College	40,000	-	CBSE Board Fees	17,325	986,250
Annual fee for NOC	-	320,000	CBSE Registration Fees	1,357,237	306,950
Annual Teachers Training Fee for CBSE	10,000	-	Co Ordinator PTET & Integrate	4,845,132	5,280,980
Auto fees to Auto Drivers	-	2,800	College Fees	5,643,210	5,210,080
ATL Lab Expenses	64,695	-	Centre Charges	4,800	-
B.A. & BSC Students Seats Fees	-	318,600	Duplicate Marksheet Fees	2,250	-
B.ED Bags Expenses	-	23,500	Duplicate ID Card Fees	4,320	-
B.com Seats Fees	-	47,200	Degree Fees	16,100	-
B.Ed. Kit Expenses	73,980	-	Educational Kit (B.Ed.)	4,000	8,000
B.Ed. Seats Fees	-	23,500	Election Duties Income	-	-
B.Ed. Uniform Expenses	44,205	-	Electricity Deduction	52,418	-
Bank Charges	24,274	18,196	Examination Fee	2,037,970	437,325
Building Repair & Maintenance	6,016,097	2,205,827	Fees from Integrated Courses	10,842,480	9,380,640
Building Security Expenses	51,566	-	Fees received from NIOS	36,980	57,345
Building Safety Certificate	6,000	28,530	Hostel Fees	4,724,259	1,005,500
CBSE Borad Examination Expenses (X&XII)	786,700	1,011,550	Interest Received on IT Refund	7,867	-
CBSE Teacher Training expense	5,000	10,000	Interest on Advance	-	40,088
CBSE Expenses	99,591	252,259	Interest on FDR	2,666,657	1,918,887
CBSE Registration Fees (IX & XI)	183,200	160,300	Interest Received from Bank	1,525,292	1,129,771
CBSE Registration Fees (X & XII)	242,300	-	Interest Received From Equity Fund	-	-
College Expenses	27,460	106,190	Inter College Kabaddi Tournament	-	176
Computer & Printer Expenses	725,137	346,690	Job Application Fees	9,820	250
Computer Repair & Maint.	26,374	8,855	Kalyan Academic Examination	21,882	-
Depreciation	14,612,130	11,928,643	Kalam Pre REET Exam	-	42,830
Dayboarding Expenses	176,033	-	Late Fee	147,200	3,100
Digital Marketing Expenses	15,000	-	Misc. Income	884,305	1,307,255
Donation to Bhartiya Kisan Sangh	-	5,000	NAS Examination	-	20,600
Donation to Govind Guru Tribal University	-	51,000	NCC Fees	55,584	4,971
Donation	36,600	-	Prospectus Fee	560,300	82,750
E.S.I. @ 4.75%	-	107,169	PTET Examination Fees	2,882	1,694
ESIC Employer Share	653,309	337,526	Remiddle Class	8,000	-
Education Promotion & Training Expenses	-	5,540	Received For ATL Lab	-	1,200,000
Electricity & Water	2,984,650	2,216,274	Rent for Patwari Training	241,384	-
Electricity Equipment/Maintenance	1,990,774	935,493	REET Exam Fee	17,710	234,332
Examination Expenses	1,664,421	232,586	Rajasthan High Court Examination	51,720	-
Examination Expenses of CA Exams	-	392,007	Registration Fee	365,500	535,500
Fire Safety	-	-	Reimbursement of RTE	2,804,015	1,049,290
Fine Arts Lab Expenses . .	26,479	36,855	Renewal Form Fee	25,700	54,000

*(Signature)*

*(Signature)*




Expenditure	As on	As on	Income	As on	As on
	31.03.2023	31.03.2022		31.03.2023	31.03.2022
Fitness & Registration Expenses	301,265	263,760	Summer Camp Fees	147,900	-
Fuel & Oil Expenses	13,253,676	6,143,898	Scholarship Received	-	-
Function & Festival	1,408,962	473,457	Science Fair Fees Received	15,150	-
Furniture Repaire & Maintenance Expenses	454,494	333,733	Science Olympaid Foundation SOF Fees R	34,750	-
Gratuity Expenses	500,000	-	Sports Fee	1,792	6,400
Games & Sports Expense	120,292	32,080	Tour Income	613,200	-
Garden Expenses	492,277	233,017	Transfer Certificate Fees	207,380	16,300
GGTU Affiliation Expenses	261,960	-	Tution Fee	122,674,186	101,169,540
GGTU Examination Expenses	415,480	98,900	University Examination fees	-	219,646
Grounds leveling & Maintenance Expenses	21,651	90,052	Vanrakshak Bharti Examination	21,440	-
House Rent Allowance	278,525	-	Vehicle Fee	22,863,212	9,444,135
Hostel expenses	2,786,018	882,400			
I.D Cards Expenses	195,165	86,848			
Inspection Fees	1,320	59,000			
Insurance of Building	100,300	54,226			
Insurance of Vehicle	3,779,300	2,513,455			
Interest Expenses	16,582	21,592			
Inter College Archery Tournament	4,110	17,185			
Laboratory Expenses	63,149	103,315			
Legal and Professional	1,944,088	173,960			
Library Expenses	12,289	16,628			
MA in D&P Seats Fees	-	35,400			
Minutes of Selection Expenses	2,000	-			
Medical & First aid Expense	80,606	85,637			
Miscellaneous	511,342	240,924			
Music Expenses	-	18,240			
NCT Affilication PAR Matter	200,000	-			
NCC Expenses	120,770	137,741			
Newspaper & Periodical Expenses	13,875	10,027			
NIOS Expenses	5,100	-			
Office expenses	-	2,270			
Pramotion Expenses	29,500	-			
Petrol & Diesel	210,530	37,898			
Postage	37,072	13,319			
Printing & Stationery	1,193,759	307,411			
Provident Fund Adm. Expense	510,350	567,809			
Provident Fund Employer Contribution	6,123,478	4,273,341			
RAS Examination Expenses	-	2,865			
REET Examination Fees	-	234,331			
Rent	6,796,509	7,079,304			
Salary	85,163,717	57,040,141			
Scholarship Expenses	67,997	-			


*[Handwritten Signature]*


*[Handwritten Signature]*



Expenditure	As on	As on	Income	As on	As on
	31.03.2023	31.03.2022		31.03.2023	31.03.2022
School Expenses	221,798	54,576			
Science Olympiad Foundation SOF Fee Paid	28,125	-			
Science Laboratory Expenses	152,616	123,727			
Sports Expenses	298,827	86,858			
Sport Fees for CBSE Registration	20,000	-			
Staff Welfare A/c	572,912	254,251			
Student Study Material	220,550	176,615			
Student Welfare Expenses	73,335	1,350			
Summer Camp Expenses	104,510	-			
Telephone & Mobile Expenses	160,525	119,687			
Tour & Travelling Expenses	1,275,169	288,990			
Transportation	142,495	262,408			
Toll Tax Expenses	2,860	5,415			
University charges & other exp	30,000	76,060			
Ved Vidhyapeeth Exam Fees	101,150	-			
Vehicle & Maintenance	4,055,202	1,099,305			
Write off	48,714	210,322			
Website and Software Maintenance	44,123	216,638		188,218,861	143,444,004
<b>Total</b>	<b>169,088,463</b>	<b>106,953,786</b>			
<b>SURPLUS / DEFICIT</b>	<b>19,130,398</b>	<b>36,490,218</b>			
<b>TOTAL</b>	<b>188,218,861</b>	<b>143,444,004</b>	<b>TOTAL</b>	<b>188,218,861</b>	<b>143,444,004</b>

AUDITORS REPORT  
As per our report of even date  
FOR S. RANKA & ASSOCIATES  
Chartered Accountants  
FNo: 012483C  
  
SURBHI RANKA  
MNO: 403818  
Jaipur  
14.10.2023

NEW LOOK SCHOOL SOCIETY  
  
PRADIP KOTHARI  
SECRETARY  
साचिव  
न्यू लुक स्कूल सोसायटी  
क्यांक 336/79-80  
गंसवाडा (राज.)

  
HEMANT SONI  
TREASURER  
कोषाध्यक्ष  
न्यू लुक स्कूल सोसायटी  
क्यांक 336/79-80  
बंसवाडा (राज.)



**Consolidated Income Account of Institutions run by Society for the year ending as on 31.03.2023**

Income Head	New Look School Society	New Look Sr. Sec. School	New Look Central School	New Look Central School	New Look Sr. Sec. School	New Look Girls College	New Look Girls College	New Look Girls TT College	New Look Girls College	Total 31.03.2023	Total 31.03.2022
		Lodha	Banswara	Partapur	Sagwara	Lodha	Partapur	Partapur	Sagwara		
	1	2	3	4	5	6	7	8	9	10	11
Admission Fee	-	567,500	202,000	6,000	19,500	-	-	-	-	795,000	593,800
Annual Fee	-	1,610,778	85,000	13,500	65,500	-	-	-	-	1,774,778	1,671,444
Book Bank Fees	-	-	-	-	-	76,275	9,500	-	-	85,775	24,175
CBSE Board Fees	-	-	-	-	17,325	-	-	-	-	17,325	986,250
CBSE Registration Fees	-	879,493	-	176,724	301,020	-	-	-	-	1,357,237	306,950
Co Ordinator PTET & Integrate College Fees	-	-	-	-	-	-	5,643,210	4,845,132	-	4,845,132	5,280,980
Centre Charges	-	-	-	-	-	4,800	-	-	-	4,800	-
Duplicate Marksheet Fees	-	-	-	1,750	500	-	-	-	-	2,250	-
Duplicate ID Card Fees	-	-	450	2,200	1,320	350	-	-	-	4,320	-
Degree Fees	-	-	-	-	-	9,200	600	6,300	-	16,100	-
Educational Kit (B.Ed.)	-	-	-	-	-	4,000	-	-	-	4,000	8,000
Election Duties Income	-	-	-	-	-	-	-	-	-	-	-
Electricity Deduction	-	-	4,216	7,068	-	41,134	-	-	-	52,418	-
Examination Fee	-	433,756	-	-	-	1,590,474	-	-	13,740	2,037,970	437,325
Fees from Integrated Courses	-	-	-	-	-	10,842,480	-	-	-	10,842,480	9,380,640
Fees received from NIOS	-	36,980	-	-	-	-	-	-	-	36,980	57,345
Hostel Fees	-	4,724,259	-	-	-	-	-	-	-	4,724,259	1,005,500
Interest Received on IT Refund	7,867	-	-	-	-	-	-	-	-	7,867	-
Interest on Advance	-	-	-	-	-	-	-	-	-	-	40,088
Interest on FDR	982,355	1,618,590	-	12,650	-	53,062	-	-	-	2,666,657	1,918,887
Interest Received from Bank	140,843	248,133	246,942	95,163	553,556	115,626	58,060	47,071	19,898	1,525,292	1,129,771
Interest Received From Equity Fund	-	-	-	-	-	-	-	-	-	-	-
Inter College Kabaddi Tournament	-	-	-	-	-	-	-	-	-	-	176
Job Application Fees	-	6,960	590	1,690	580	-	-	-	-	9,820	250
Kalyan Academic Examination	-	-	-	-	-	21,882	-	-	-	21,882	-
Kalam Pre REET Exam	-	-	-	-	-	-	-	-	-	-	42,830
Late Fee	-	50,100	7,900	85,250	3,650	300	-	-	-	147,200	3,100
Misc. Income	-	595,648	15,602	74,994	48,370	133,136	152	16,400	3	884,305	1,307,255
NAS Examination	-	-	-	-	-	-	-	-	-	-	20,600
NCC Fees	-	-	-	-	-	55,584	-	-	-	55,584	4,971
Prospectus Fee	-	186,300	46,800	90,000	127,300	45,750	38,800	-	25,350	560,300	82,750
PTET Examination Fees	-	2	-	2,880	-	-	-	-	-	2,882	1,694
Remiddle Class	-	-	8,000	-	-	-	-	-	-	8,000	-
Received For ATL Lab	-	-	-	-	-	-	-	-	-	-	1,200,000
Rent for Patwari Training	241,384	-	-	-	-	-	-	-	-	241,384	-
REET Exam Fee	-	8,110	-	-	-	9,600	-	-	-	17,710	234,332
Rajasthan High Court Examination	-	-	-	-	-	51,720	-	-	-	51,720	-
Registration Fee	-	-	-	-	-	238,000	85,000	-	42,500	365,500	535,500
Reimbursement of RTE	-	920,372	748,561	544,396	590,686	-	-	-	-	2,804,015	1,049,290
Renewal Form Fee	-	-	-	-	-	25,700	-	-	-	25,700	54,000
Summer Camp Fees	-	117,900	30,000	-	-	-	-	-	-	147,900	-
Scholarship Received	-	-	-	-	-	-	-	-	-	-	-
Science Fair Fees Received	-	-	5,000	10,150	-	-	-	-	-	15,150	-
Science Olympiad Foundation SOF Fees R	-	-	-	34,750	-	-	-	-	-	34,750	-
Sports Fee	-	1,792	-	-	-	-	-	-	-	1,792	6,400
Tour Income	-	329,300	-	19,600	264,300	-	-	-	-	613,200	-
Transfer Certificate Fees	-	75,180	7,000	24,950	19,050	40,500	14,250	24,450	2,000	207,380	16,300
Tuition Fee	-	58,320,800	8,685,800	20,173,691	24,493,151	9,715,366	-	-	1,285,378	122,674,186	101,169,540
University Examination fees	-	-	-	-	-	-	-	-	-	-	219,646
Vanrakshak Bharti Examination	-	-	-	-	-	21,440	-	-	-	21,440	-
Vehicle Fee	-	12,853,202	-	4,810,900	3,190,760	1,776,400	174,050	57,900	-	22,863,212	9,444,135
<b>Total Income</b>	<b>1,372,449</b>	<b>83,585,155</b>	<b>10,093,861</b>	<b>26,188,306</b>	<b>29,696,568</b>	<b>24,872,779</b>	<b>6,023,622</b>	<b>4,997,253</b>	<b>1,388,869</b>	<b>188,218,861</b>	<b>143,444,004</b>

*(Handwritten signatures)*



**Consolidated Expenditure Account of all Institutions for the year ending as on 31.03.2023**

Expenditure Head	New Look School Society	New Look Sr. Sec. School	New Look Central School	New Look Central School	New Look Sr. Sec. School	New Look Girls College	New Look Girls College	New Look Girls TT College	New Look Girls College	Total 31.03.2023	Total 31.03.2022
		Lodha	Banswara	Partapur	Sagwara	Lodha	Partapur	Partapur	Sagwara		
	1	2	3	4	5	6	7	8	9	10	11
Advertisement Expenses	-	1,410,427	-	28,680	302,554	5,010	11,700	-	13,098	1,771,469	478,331
Affiliation Expenses	50,000	-	-	-	-	6,000	769,360	445,880	429,360	1,700,600	680,000
Affiliation Form Fees	-	-	-	-	-	-	-	-	-	-	3,000
Application fees for College	40,000	-	-	-	-	-	-	-	-	40,000	-
Annual fee for NOC	-	-	-	-	-	-	-	-	-	-	320,000
Annual Teachers Training Fee for CBSE	-	10,000	-	-	-	-	-	-	-	10,000	-
Auto fees to Auto Drivers	-	-	-	-	-	-	-	-	-	-	2,800
ATL Lab Expenses	-	64,695	-	-	-	-	-	-	-	64,695	-
B.A. & BSC Students Seats Fees	-	-	-	-	-	-	-	-	-	-	318,600
B.ED Bags Expenses	-	-	-	-	-	-	-	-	-	-	23,500
B.com Seats Fees	-	-	-	-	-	-	-	-	-	-	47,200
B.Ed. Kit Expenses	-	-	-	-	-	25,000	-	48,980	-	73,980	-
B.Ed. Seats Fees	-	-	-	-	-	-	-	-	-	-	23,500
B.Ed. Uniform Expenses	-	-	-	-	-	-	-	44,205	-	44,205	-
Bank Charges	476	16,727	1,219	1,488	141	4,143	-	80	-	24,274	18,196
Building Repair & Maintenance	-	5,342,110	98,530	272,048	244,842	8,998	27,380	15,072	7,117	6,016,097	2,205,827
Building Security Expenses	-	51,566	-	-	-	-	-	-	-	51,566	-
Building Safety Certificate	-	6,000	-	-	-	-	-	-	-	6,000	28,530
CBSE Board Examination Expenses (X&XII)	-	786,700	-	-	-	-	-	-	-	786,700	1,011,550
CBSE Teacher Training expense	-	5,000	-	-	-	-	-	-	-	5,000	10,000
CBSE Expenses	-	96,491	-	1,400	1,700	-	-	-	-	99,591	252,259
CBSE Registration Fees (IX & XI)	-	111,000	-	31,300	40,900	-	-	-	-	183,200	160,300
CBSE Registration Fees (X & XII)	-	-	-	114,050	128,250	-	-	-	-	242,300	-
College Expenses	-	-	-	-	-	9,480	580	-	17,400	27,460	106,190
Computer & Printer Expenses	-	724,537	-	-	-	-	-	600	-	725,137	346,690
Computer Repair & Maint.	-	-	500	5,150	20,724	-	-	-	-	26,374	8,855
Depreciation	1,045,003	21,664,289	348,963	831,839	682,644	1,116,955	242,169	196,527	(11,516,259)	14,612,130	11,928,643
Dayboarding Expenses	-	176,033	-	-	-	-	-	-	-	176,033	-
Digital Marketing Expenses	-	15,000	-	-	-	-	-	-	-	15,000	-
Donation to Bhartiya Kisan Sangh	-	-	-	-	-	-	-	-	-	-	5,000
Donation to Govind Guru Tribal University	-	-	-	-	-	-	-	-	-	-	51,000
Donation	-	36,600	-	-	-	-	-	-	-	36,600	-
E.S.I. @ 4.75%	-	-	-	-	-	-	-	-	-	-	107,169
ESIC Employer Share	539,886	-	113,423	-	-	-	-	-	-	653,309	337,526
Education Promotion & Training Expenses	-	-	-	-	-	-	-	-	-	-	5,540
Electricity & Water	-	2,096,024	141,659	279,367	417,600	-	50,000	-	-	2,984,650	2,216,274
Electricity Equipment/Maintenance	-	1,599,922	60,894	119,412	191,946	-	18,600	-	-	1,990,774	935,493
Examination Expenses	-	1,092,998	2,627	17,814	38,194	136,223	359,365	6,000	11,200	1,664,421	232,586
Examination Expenses of CA Exams	-	-	-	-	-	-	-	-	-	-	392,007
Fire Safety	-	-	-	-	-	-	-	-	-	-	-
Fine Arts Lab Expenses	-	18,559	-	-	-	7,920	-	-	-	26,479	36,855
Fitness & Registration Expenses	-	301,265	-	-	-	-	-	-	-	301,265	263,760
Fuel & Oil Expenses	-	7,852,893	-	2,105,972	3,294,811	-	-	-	-	13,253,676	6,143,898
Function & Festival	-	1,176,144	102,463	14,755	10,610	100,790	4,200	-	-	1,408,962	473,457
Furniture Repaire & Maintenance Expenses	-	392,989	22,188	10,820	28,497	-	-	-	-	454,494	333,733
Gratuity Expenses	-	500,000	-	-	-	-	-	-	-	500,000	-
Games & Sports Expense	-	-	8,660	-	58,872	52,760	-	-	-	120,292	32,080
Garden Expenses	-	492,277	-	-	-	-	-	-	-	492,277	233,017
GGTU Affiliation Expenses	-	-	-	-	-	261,960	-	-	-	261,960	-
GGTU Examination Expenses	-	-	-	-	-	415,480	-	-	-	415,480	98,900
Grounds leveling & Maintenance Expenses	-	12,329	-	9,322	-	-	-	-	-	21,651	90,052
House Rent Allowance	-	278,525	-	-	-	-	-	-	-	278,525	-
Hostel expenses	-	2,786,018	-	-	-	-	-	-	-	2,786,018	882,400
I.D Cards Expenses	-	195,165	-	-	-	-	-	-	-	195,165	86,848

*(Handwritten signatures)*



Expenditure Head	New Look School Society	New Look Sr. Sec. School	New Look Central School	New Look Central School	New Look Sr. Sec. School	New Look Girls College	New Look Girls College	New Look Girls TT College	New Look Girls College	Total 31.03.2023	Total 31.03.2022
		Lodha	Banswara	Partapur	Sagwara	Lodha	Partapur	Partapur	Sagwara	10	11
	1	2	3	4	5	6	7	8	9		
Inspection Fees	-	-	-	-	-	-	-	-	1,320	1,320	59,000
Insurance of Building	-	100,300	-	-	-	-	-	-	-	100,300	54,226
Insurance of Vehicle	-	3,779,300	-	-	-	-	-	-	-	3,779,300	2,513,455
Interest Expenses	-	16,582	-	-	-	-	-	-	-	16,582	21,592
Inter College Archery Tournament	-	-	-	-	-	4,110	-	-	-	4,110	17,185
Laboratory Expenses	-	-	-	-	-	-	609	62,540	-	63,149	108,315
Legal and Professional	-	1,849,283	2,655	8,900	39,000	32,000	7,000	5,250	-	1,944,088	173,960
Library Expenses	-	487	-	228	9,429	-	2,145	-	-	12,289	16,628
M/A in D&P Seats Fees	-	-	-	-	-	-	-	-	-	-	35,400
Minutes of Selection Expenses	-	-	-	-	-	2,000	-	-	-	2,000	-
Medical & First aid Expense	-	65,098	9,091	4,477	1,940	-	-	-	-	80,606	85,637
Miscellaneous	549	238,548	216,811	10,278	32,799	1,909	-	8	10,440	511,342	240,924
Music Expenses	-	-	-	-	-	-	-	-	-	-	18,240
NCT Affiliation PAR Matter	-	-	-	-	-	200,000	-	-	-	200,000	-
NCC Expenses	-	40,120	-	-	8,366	72,284	-	-	-	120,770	137,741
Newspaper & Periodical Expenses	-	4,655	2,835	2,630	3,755	-	-	-	-	13,875	10,027
NIDS Expenses	-	5,100	-	-	-	-	-	-	-	5,100	-
Office expenses	-	-	-	-	-	-	-	-	-	-	2,270
Promotion Expenses	-	-	-	-	-	29,500	-	-	-	29,500	-
Petrol & Diesel	-	172,192	17,500	550	-	7,300	10,984	-	2,004	210,530	37,898
Postage	-	14,302	10,151	1,660	10,959	-	-	-	-	37,072	13,319
Printing & Stationery	-	1,049,070	19,150	24,082	34,279	13,241	2,835	46,105	4,997	1,193,759	307,411
Provident Fund Adm. Expense	510,350	-	-	-	-	-	-	-	-	510,350	567,809
Provident Fund Employer Contribution	6,123,478	-	-	-	-	-	-	-	-	6,123,478	4,273,341
RAS Examination Expenses	-	-	-	-	-	-	-	-	-	-	2,865
REET Examination Fees	-	-	-	-	-	-	-	-	-	-	234,331
Rent	-	2,273,848	1,247,041	2,891,500	384,120	-	-	-	-	6,796,509	7,079,304
Salary	-	41,492,891	4,360,935	8,420,789	14,278,530	11,580,238	2,182,867	1,768,686	1,078,781	85,163,717	57,040,141
Scholarship Expenses	-	34,000	33,997	-	-	-	-	-	-	67,997	-
School Expenses	-	56,315	-	91,599	73,884	-	-	-	-	221,798	54,576
Science Olympiad Foundation SOF Fee Paid	-	-	-	28,125	-	-	-	-	-	28,125	-
Science Laboratory Expenses	-	64,736	-	-	19,835	68,045	-	-	-	152,616	123,727
Sports Expenses	-	200,630	-	45,257	52,940	-	-	-	-	298,827	86,858
Sport Fees for CBSE Registration	-	10,000	-	10,000	-	-	-	-	-	20,000	-
Staff Welfare A/c	-	419,282	2,070	148,660	2,800	100	-	-	-	572,912	254,251
Student Study Material	-	-	-	-	-	110,250	-	110,300	-	220,550	176,615
Student Welfare Expenses	-	29,130	-	-	-	44,205	-	-	-	73,335	1,350
Summer Camp Expenses	-	90,510	14,000	-	-	-	-	-	-	104,510	-
Telephone & Mobile Expenses	-	64,999	39,994	16,534	21,712	15,128	2,158	-	-	160,525	119,687
Tour & Travelling Expenses	-	1,042,436	500	37,565	7,920	174,118	1,200	6,000	5,430	1,275,169	288,990
Transportation	-	137,205	200	1,300	1,450	120	-	380	1,840	142,495	262,408
Toll Tax Expenses	-	2,860	-	-	-	-	-	-	-	2,860	5,415
University charges & other exp	-	-	-	-	-	30,000	-	-	-	30,000	76,060
Ved Vidhyapeeth Exam Fees	-	-	-	-	-	101,150	-	-	-	101,150	-
Vehicle & Maintenance	-	3,540,200	5,200	152,849	356,953	-	-	-	-	4,055,202	1,099,305
Write off	44,649	-	-	2,892	-	-	-	-	1,173	48,714	210,322
Website and Software Maintenance	-	30,123	-	-	-	14,000	-	-	-	44,123	216,638
<b>Total Expenditure</b>	<b>8,354,391</b>	<b>106,136,485</b>	<b>6,883,256</b>	<b>15,743,292</b>	<b>20,802,956</b>	<b>14,650,417</b>	<b>3,693,152</b>	<b>2,756,613</b>	<b>(9,932,099)</b>	<b>169,084,463</b>	<b>106,953,786</b>
<b>surplus (+)/Deficit (-)</b>	<b>(6,981,942)</b>	<b>(22,551,331)</b>	<b>3,210,605</b>	<b>10,445,014</b>	<b>8,893,611</b>	<b>10,222,362</b>	<b>2,330,470</b>	<b>2,240,640</b>	<b>11,320,968</b>	<b>19,130,398</b>	<b>36,490,218</b>
<b>Total</b>	<b>1,372,449</b>	<b>83,585,155</b>	<b>10,093,861</b>	<b>25,188,306</b>	<b>29,696,568</b>	<b>24,872,779</b>	<b>6,023,622</b>	<b>4,997,253</b>	<b>1,388,869</b>	<b>188,218,861</b>	<b>143,444,004</b>

*[Handwritten Signature]*

*[Handwritten Signature]*



**NEW LOOK SCHOOL SOCIETY**

	New Look School Society	New Look Sr. Sec. School	New Look Central School	New Look Central School	New Look Sr. Sec. School	New Look Girls College	New Look Girls College	New Look Girls TT College	New Look Girls College	Total 31.03.2023	Total 31.03.2022
		Lodha	Banswara	Partapur	Sagwara	Lodha	Partapur	Partapur	Sagwara		
	1	2	3	4	5	6	7	8	9		
<b>Capital Account (Schedule A)</b>											
School & Corpus Fund	267,519,027	-	-	-	-	-	-	-	-	267,519,027	213,258,268
Add: Surplus/(Deficit)	(6,981,942)	(22,551,331)	3,210,605	10,445,014	8,893,611	10,222,362	2,330,470	2,240,640	11,320,968	19,130,398	36,490,218
Add: Transfer From Newlook Education Society	-	-	-	-	-	-	-	-	-	-	-
Less: Transferred to School Society	-	22,551,331	(3,210,605)	(10,445,014)	(8,893,611)	(10,222,362)	(2,330,470)	(2,240,640)	(11,320,968)	(26,112,339)	(41,021,554)
<b>Total</b>	<b>280,537,086</b>	<b>-</b>	<b>-</b>	<b>-</b>	<b>-</b>	<b>-</b>	<b>-</b>	<b>-</b>	<b>-</b>	<b>280,537,086</b>	<b>241,406,688</b>
<b>Loans (Liabilities) (Schedule B)</b>											
Deep Kothari	-	-	-	-	-	-	-	-	-	-	25,000
Pradip Kothari	-	-	-	-	-	-	-	-	-	-	49,999
Shikha Kothari	-	-	-	-	-	-	-	-	-	-	49,999
CBI OD A/c - 3241207089	-	-	-	-	-	-	-	-	-	-	-
<b>Total</b>	<b>-</b>	<b>-</b>	<b>-</b>	<b>-</b>	<b>-</b>	<b>-</b>	<b>-</b>	<b>-</b>	<b>-</b>	<b>-</b>	<b>124,998</b>
<b>Duties &amp; Taxes (Schedule C)</b>											
Employees ESIC Contribution	-	8,766	2,542	-	-	-	2,008	-	-	13,316	15,060
Employees PF Contribution	-	249,389	41,520	65,376	107,904	67,118	20,821	13,490	7,145	572,763	509,420
LIC Premium	-	7,629	41,987	-	-	3,161	1,867	-	-	54,639	69,136
TDS on Fees for Professional Services	-	5,000	-	-	-	-	-	-	-	-	-
TDS on Payment to Contractor	-	4,424	-	223	2,435	(7,000)	-	-	5,217	10,217	38,570
TDS on Payment to Contractor (Advertise)	-	121	-	-	-	-	-	-	-	82	3,347
TDS on Salary	-	62,000	-	-	10,000	30,000	-	-	-	102,000	87,000
TDS on Rent	-	-	-	-	-	-	-	-	-	-	703,901
<b>Total</b>	<b>-</b>	<b>337,329</b>	<b>86,049</b>	<b>65,599</b>	<b>123,500</b>	<b>93,988</b>	<b>20,821</b>	<b>13,490</b>	<b>12,362</b>	<b>753,138</b>	<b>1,426,434</b>
<b>Current Liabilities (Schedule D)</b>											
Caution Money	-	205,750	-	-	-	344,337	-	-	-	550,087	561,087
Salary Payable	-	3,157,241	316,419	608,034	1,103,434	886,083	151,713	139,423	55,508	6,417,855	5,326,101
Staff Security Deposits	-	3,999,376	521,159	974,650	1,170,160	745,416	249,736	70,000	33,000	7,763,497	6,849,840
Hostal Coaching Charges Payable	-	6,667	-	-	-	-	-	-	-	6,667	-
Sundry Creditors	-	969,670	178,403	-	105,549	24,982	7,393	44,205	3,427	1,333,629	4,559,627
<b>Total</b>	<b>-</b>	<b>8,338,704</b>	<b>1,015,981</b>	<b>1,582,684</b>	<b>2,379,143</b>	<b>2,000,818</b>	<b>408,842</b>	<b>253,628</b>	<b>91,935</b>	<b>16,071,735</b>	<b>17,296,655</b>
<b>Inter Unit Balances (Schedule E)</b>											
New Look Central School, KH Banswara	8,517,554	(11,679,837)	-	1,063,022	-	4,375	(455,514)	-	(281,647)	(2,832,047)	(3,496,859)
New Look Central School, Partapur	(11,288,625)	(4,598,117)	(1,063,022)	-	(1,713,596)	(1,963,082)	323,769	(559,353)	(20,000)	(20,882,026)	(14,287,809)
New Look Girls College, Lodha	(80,923,035)	69,125,251	(4,375)	1,963,082	(3,913,490)	-	3,096,199	368,434	2,774,713	(7,513,221)	7,302,575
New Look Girls College, Partapur	(4,060,946)	6,749,075	455,514	(323,769)	-	(3,096,199)	-	(944,500)	-	(1,220,826)	(1,999,710)
New Look Girls College, Sagwara	(3,904,927)	(1,613,136)	281,647	20,000	147,488	(2,774,713)	-	-	-	(7,843,641)	(1,356,354)
New Look Girls TT College, Partapur	(3,636,034)	2,402,079	-	559,353	(1,911,338)	(368,434)	944,500	-	-	(2,009,874)	4,264,735
New Look School Society	-	67,922,511	(8,517,554)	11,288,625	20,856,289	80,923,035	4,060,946	3,636,034	3,904,927	184,074,814	134,935,948
New Look Sr. Sec. School, Lodha	(67,922,511)	-	11,679,837	4,598,117	(4,608,076)	(69,125,251)	(6,749,075)	(2,402,079)	1,613,136	(132,915,902)	(113,235,569)
New Look Sr. Sec. School, Sagwara	(20,856,289)	4,608,076	-	1,713,596	-	3,913,490	1,911,338	-	(147,488)	(8,857,277)	(12,126,957)
<b>Total</b>	<b>(184,074,814)</b>	<b>132,915,902</b>	<b>2,832,047</b>	<b>20,882,026</b>	<b>8,857,277</b>	<b>7,513,221</b>	<b>3,132,164</b>	<b>98,536</b>	<b>7,843,641</b>	<b>0.00</b>	<b>0.00</b>
<b>Total of Liabilities</b>	<b>76,462,271.35</b>	<b>141,591,934.95</b>	<b>3,994,076.50</b>	<b>22,530,309.37</b>	<b>11,359,920.36</b>	<b>9,608,026.97</b>	<b>3,561,827.00</b>	<b>365,653.76</b>	<b>7,947,938.46</b>	<b>277,361,958.74</b>	<b>260,254,775.00</b>

*Pradip Kothari*  
*[Signature]*



NEW LOOK SCHOOL SOCIETY

	New Look School Society	New Look Sr. Sec. School	New Look Central School	New Look Central School	New Look Sr. Sec. School	New Look Girls College	New Look Girls College	New Look Girls TT College	New Look Girls College	Total 31.03.2023	Total 31.03.2022
		Lodha	Banswara	Partapur	Sagwara	Lodha	Partapur	Partapur	Sagwara		
	1	2	3	4	5	6	7	8	9		10
<b>Deposits (Schedule F)</b>											
Bharat Sanchar Nigam Limited	-	7,900	-	-	-	-	-	-	-	7,900	7,900
FDR at Axis - 2780 - NLSS/Reg. Dir. NRC NCTE	735,416	-	-	-	-	-	-	-	-	735,416	-
FDR at Axis - 2887 - NLGC SAG/COMM. COLLEGE EDU JPR	315,178	-	-	-	-	-	-	-	-	315,178	-
FDR at Axis - 3917 - NLGCPRT/Joint Dir. Pvt College	366,594	-	-	-	-	-	-	-	-	366,594	-
FDR at Axis - 5336 - NLSS/Reg. Dir. NRC NCTE	735,416	-	-	-	-	-	-	-	-	735,416	-
FDR at Axis - 5394 - NLSS/SEC. CBSE NEW DELHI	630,356	-	-	-	-	-	-	-	-	630,356	-
FDR at Axis - 5564 - NLCSPT/SEC. CBSE NEW DELHI	209,367	-	-	-	-	-	-	-	-	209,367	-
FDR at Axis - 6401 - NLSS/Reg. Dir. NRC NCTE	945,535	-	-	-	-	-	-	-	-	945,535	-
FDR at Axis - 6492 - NIOS/A/C NLCS BSW	105,132	-	-	-	-	-	-	-	-	105,132	-
FDR at Axis - 6564 - NLSS/Reg. Dir. NRC NCTE	945,535	-	-	-	-	-	-	-	-	945,535	-
FDR at Axis - A/c No. 922040078805803	5,140,917	-	-	-	-	-	-	-	-	5,140,917	-
FDR at ICICI - A/c No. 079313001469	1,119,003	-	-	-	-	-	-	-	-	1,119,003	-
FDR at ICICI - A/c No. 079313001492	559,248	-	-	-	-	-	-	-	-	559,248	-
FDR at ICICI - A/c No. 079313002643	2,593,253	-	-	-	-	-	-	-	-	2,593,253	-
FDR at ICICI - A/c No. 079313002662	312,334	-	-	-	-	-	-	-	-	312,334	-
FDR in Axis Bank (A/c No. 919040016943323)	-	12,708,664	-	-	-	-	-	-	-	12,708,664	12,089,901
FDR in Axis Bank (A/c No. 920040053493939)	-	11,363,538	-	-	-	-	-	-	-	11,363,538	10,810,674
FDR in BOB Sagwara (A/c No. 07260300015745)	296,710	-	-	-	-	-	-	-	-	296,710	281,553
FDR in CBI (A/c No. 3198870067)	-	-	-	-	-	-	-	-	-	-	3,248,530
FDR in CBI (A/c No. 3251855823)- NLGC Lodha	-	-	-	-	-	1,032,466	-	-	-	1,032,466	984,711
FDR in CBI (A/c No. 3360499563)	-	-	-	-	-	-	-	-	-	-	576,318
FDR in CBI (A/c No. 3455015247)- NLGC Partapur	-	-	-	-	-	-	-	-	-	-	311,267
FDR in CBI (A/c No. 3609076944)- Lodha	-	-	-	-	-	-	-	-	-	-	595,675
FDR in CBI (A/c No. 3609077438)- Lodha	-	-	-	-	-	-	-	-	-	-	595,675
FDR in CBI (A/c No. 3609077507)- Lodha	-	-	-	-	-	-	-	-	-	-	833,947
FDR in CBI (A/c No. 3619552631)- NLGC Sagwara	-	-	-	-	-	-	-	-	-	-	242,569
FDR in CBI (A/c No. 3644789807)-Partapur	-	-	-	-	-	-	-	-	-	-	117,317
FDR in CBI (A/c No. 3657159905)- Lodha	-	-	-	-	-	-	-	-	-	-	846,753
FDR in CBI (A/c No. 3663067335)	-	-	-	-	-	-	-	-	-	-	57,314
FDR in ICICI (A/c No. 079313001494)	-	533,292	-	-	-	-	-	-	-	533,292	507,363
FDR in ICICI (A/c No. 079313001469)	-	-	-	-	-	-	-	-	-	-	1,064,848
FDR in ICICI (A/c No. 079313001492)	-	-	-	-	-	-	-	-	-	-	532,057
FDR in ICICI (A/c No. 079313001493)	411,891	-	-	-	-	-	-	-	-	411,891	391,866
FDR in ICICI (A/c No. 079313001704)	1,093,026	-	-	-	-	-	-	-	-	1,093,026	1,044,794
FDR in ICICI (A/c No. 079313002379)	5,272,738	-	-	-	-	-	-	-	-	5,272,738	5,036,895
FDR in ICICI (A/c No. 079313002795)	-	2,575,543	-	-	-	-	-	-	-	2,575,543	-
FDR in ICICI (A/c No. 079313002854)	-	2,570,505	-	-	-	-	-	-	-	2,570,505	-
FDR in ICICI (A/c No. 079313002871)	-	2,573,712	-	-	-	-	-	-	-	2,573,712	-
FDR in ICICI (A/c No. 079313003357)	-	3,020,098	-	-	-	-	-	-	-	3,020,098	-
FDR in ICICI (A/c No. 079313003423)	-	5,015,459	-	-	-	-	-	-	-	5,015,459	-
FDR in SBI (A/c No. 51043934974) Partapur	-	-	-	111,497	-	-	-	-	-	111,497	98,847
NCFSE Group of Institutions (SD)	-	-	-	-	-	30,000	-	-	-	30,000	-
Security Deposit to AVVNL	62,808	297,793	19,733	21,310	-	-	-	-	-	401,644	401,644
<b>Total</b>	<b>21,850,457</b>	<b>40,666,504</b>	<b>19,733</b>	<b>132,807</b>	<b>-</b>	<b>1,062,466</b>	<b>-</b>	<b>-</b>	<b>-</b>	<b>63,731,966</b>	<b>40,678,417</b>

*[Handwritten signatures]*



Loans & Advance (Schedule G)											
Accrued Interest on FDR	-	1,058,558	-	-	-	-	-	-	-	1,058,558	1,256,779
Advance to RSTB	-	518	-	35,439	-	-	-	-	-	35,957	518
Advance to Staff	-	1,719,219	113,444	-	138,573	691,272	-	-	-	2,662,508	2,362,870
Belaji	-	52,063	-	-	-	-	-	-	-	52,063	-
Cargo Motors Pvt Ltd	50,000	-	-	-	-	-	-	-	-	50,000	-
Deependra Suthar	-	60,000	-	-	-	-	-	-	-	60,000	-
Jain Uttam Dairy	-	-	-	-	-	-	-	-	-	-	30,000
Kamal Kothari	-	3,333	-	-	-	-	-	-	-	3,333	3,333
Ponnalah E	-	18,552	-	-	-	-	-	-	-	18,552	15,354
The India Cement Ltd	-	-	-	-	-	-	-	-	32,000	32,000	-
TCS A.Y. 19-20	58,786	-	-	-	-	-	-	-	-	58,786	58,786
TCS A.Y. 20-21	58,800	-	-	-	-	-	-	-	-	58,800	58,800
TCS A.Y. 22-23	-	23,225	-	-	-	-	-	-	-	23,225	23,225
TCS A.Y. 23-24	57,943	-	-	-	-	-	-	-	-	57,943	-
TDS Receivable A.Y. 2018-19	100,482	-	-	-	-	-	-	-	-	100,482	100,482
TDS Receivable A.Y. 2019-20	104,133	-	-	-	-	-	-	-	-	104,133	104,133
TDS Receivable A.Y. 2020-21	142,838	-	-	-	-	-	-	-	-	142,838	142,838
TDS Receivable A.Y. 2021-22	-	-	-	-	-	-	-	-	-	-	136,117
TDS Receivable A.Y. 2022-23	19,047	177,206	-	-	-	4,872	(1,580)	-	1,644	201,189	201,189
TDS Receivable A.Y. 2023-24	272,269	-	-	-	-	-	-	-	-	272,269	-
<b>Total</b>	<b>864,296</b>	<b>3,112,674</b>	<b>113,444</b>	<b>35,439</b>	<b>138,573</b>	<b>696,144</b>	<b>(1,580)</b>	<b>-</b>	<b>33,644</b>	<b>4,992,636</b>	<b>4,494,424</b>
<b>Cash In Hand ( Schedule H)</b>											
	54,120	57,889	1,710	12,775	12,758	48,001	177	1,907	3,734	193,071	985,785
<b>Cash at Bank (Schedule I)</b>											
Axis Bank - 921010050307129	6,742,854	-	-	-	-	-	-	-	-	6,742,854	6,004,536
Axis Bank - 922010023826007	-	-	-	3,558,935	-	-	-	-	-	3,558,935	-
Axis Bank - 922010023250590	-	-	-	-	-	-	1,460,854	-	-	1,460,854	-
Axis Bank - 918010090858984	-	-	-	-	5,157,669	-	-	-	-	5,157,669	19,236,879
Axis Bank - 919010094914254	-	-	-	-	-	-	-	272,634	272,634	1,011,939	-
Axis Bank - 919010095139368	-	1,028,313	-	-	-	-	-	-	-	1,028,313	5,170,711
Axis Bank - 920010001954104	-	-	-	-	-	2,444,764	-	-	-	2,444,764	3,439,592
BOB - 01390100024060	-	86,296	-	-	-	-	-	-	-	86,296	83,362
CBI - 2057480316	-	-	45,911	-	-	-	-	-	-	45,911	24,750
CBI - 3169554558 (Society A/c)	843,851	-	-	-	-	-	-	-	-	843,851	999,024
CBI - 3236853722 (RTE A/c)	-	-	2,732,340	-	-	-	-	-	-	2,732,340	1,561,127
CBI 2057480010 (NIOS)	-	207,414	-	-	-	-	-	-	-	207,414	105,101
ICICI - 079301002330	-	-	-	-	1,678,132	-	-	-	-	1,678,132	595,447
ICICI - 079301002307	3,098,198	-	-	-	-	-	-	-	-	3,098,198	4,346,136
ICICI - 079301002324	-	436,907	-	-	-	-	-	-	-	436,907	1,084,310
ICICI - 690201701405	-	-	-	313,755	-	-	-	-	-	313,755	4,529,771
ICICI - 692401701685	-	-	-	-	-	-	-	7,247	7,247	7,033	-
ICICI - 690201703654	-	-	-	-	-	-	1,454,789	-	1,454,789	2,980,127	-
ICICI - 690201703649	-	-	-	-	-	-	-	192,222	-	192,222	3,722,420
ICICI - 079301002585	-	-	-	-	-	2,289,712	-	-	-	2,289,712	184,525
IDBI - 0235102000008991	-	-	-	-	-	-	-	-	-	-	401,718
ICICI-079301002399	-	-	633,291	-	-	-	-	-	-	633,291	2,337,100
<b>Total</b>	<b>10,884,903</b>	<b>1,758,930</b>	<b>9,411,543</b>	<b>3,872,690</b>	<b>6,835,801</b>	<b>4,734,476</b>	<b>2,915,643</b>	<b>192,222</b>	<b>279,880</b>	<b>34,686,089</b>	<b>57,825,608</b>
<b>Total of Current Assets</b>	<b>33,453,778</b>	<b>45,595,997</b>	<b>3,546,430</b>	<b>4,059,711</b>	<b>6,987,132</b>	<b>6,541,087</b>	<b>2,934,240</b>	<b>194,129</b>	<b>317,258</b>	<b>109,603,762</b>	<b>103,984,234</b>

*R. Kothari* *Shankar*



**NEW LOOK SCHOOL SOCIETY**  
**CONSOLIDATE FIXED ASSETS CHART OF ALL INSTITUTIONS RUN BY SAMITI AS ON 31.03.2023**

Name of the Assets	W.D.V.As on 01.04.2022	Addition during the year		Less: Transfer/Sold/Written Off During the Year	Total	Depreciation	W.D.V.As on 31.03.2023
		Upto 02.10.2022	After 02.10.2022				
BUILDING:-	84,192,960	5,956,117	9,029,098	-	99,178,175	9,083,228	90,094,947
BUSES, VAN:-	15,397,681	1,910,265	3,523,495	501,600	20,329,841	2,785,215	17,544,626
A.C., CAMERAS, WATERCOOLER, T.V. & OTHER ELECT. ITEMS:-	2,717,589	880,685	1,132,309	-	4,730,583	624,664	4,105,919
COMPUTER, PRINTER, SOFTWARE & ACCESSORIES:-	891,076	703,704	816,240	-	2,411,020	801,160	1,609,860
FURNITURE & FIXTURES: -	3,804,473	202,700	304,554	-	4,311,727	415,945	3,895,782
LAND:-	46,583,163	-	4,896,464	-	51,479,627	-	51,479,627
LIBRARY BOOKS:-	412,856	-	606,935	-	1,019,791	286,529	733,262
MISC. ASSETS:-	36,200	-	-	-	36,200	5,430	30,770
MOBILE HAND SET:-	66,095	-	-	-	66,095	9,914	56,181
OTHER FIXED ASSETS:-	7,000	-	-	-	7,000	1,050	5,950
PHOTO COPY MACHINE:-	17,908	-	-	-	17,908	2,686	15,222
SPORTS & GAMES EQUIPMENTS:-	74,780	-	-	-	74,780	11,217	63,563
WRITING BOARDS:-	726,760	2,216,700	394,120	-	3,337,580	314,052	3,023,528
SOLAR PLANT:-	262,161	-	-	-	262,161	104,864	157,297
ROBOTIC LAB:-	1,079,839	28,000	-	-	1,107,839	166,176	941,663
<b>GROSS TOTAL</b>	<b>156,270,541</b>	<b>11,898,171</b>	<b>20,703,215</b>	<b>501,600</b>	<b>188,370,327</b>	<b>14,612,130</b>	<b>173,758,197</b>

*(Handwritten signatures)*



## Fixed Assets

(Schedule J)

Name of the Assets	W.D.V.As on 01.04.2022	Rate of Depreciation %	Addition during the year		Less: Transfer/Sold/Written off During the Year	Total	Depreciation	W.D.V. as on 31.03.2023
			Upto 02.10.2022	After 02.10.2022				
<b>BUILDING:-</b>								
New Look Central School, Partapur	2,906,368	10.00%	-	-	-	2,906,368	290,637	2,615,731
New Look Sr. Sec. School, Lodha	69,835,231	10.00%	5,956,117	1,003,375	-	76,594,723	7,609,304	68,985,419
New Look Girls College, Sagwara	-	10.00%	-	8,025,723	-	8,025,723	401,286	7,624,437
New Look Sr. Sec. School, Sagwara	1,950,047	10.00%	-	-	-	1,950,047	195,005	1,755,042
New Look School Society (Building - Capital Assets Fund)	3,831,351	0.00%	-	-	-	3,831,351	-	3,831,351
New Look School Society	5,869,963	10.00%	-	-	-	5,869,963	586,996	5,282,967
<b>Total</b>	<b>84,192,960</b>		<b>5,956,117</b>	<b>9,029,098</b>	<b>-</b>	<b>99,178,175</b>	<b>9,083,228</b>	<b>90,094,947</b>
<b>BUSES, VAN:-</b>								
New Look Central School, Partapur	590,617	15.00%	-	-	-	590,617	88,593	502,024
New Look Girls College, Lodha	1,472,376	15.00%	-	-	-	1,472,376	220,856	1,251,520
New Look School Society	-	15.00%	-	1,987,490	-	1,987,490	149,062	1,838,428
New Look Girls College, Partapur	674,625	15.00%	-	-	-	674,625	101,194	573,431
New Look Girls College, Lodha	585,609	15.00%	-	-	-	585,609	84,841	490,768
New Look Sr. Sec. School, Lodha	11,583,217	15.00%	1,910,265	1,536,005	501,600	14,527,887	2,063,983	12,463,904
New Look Sr. Sec. School, Sagwara	511,237	15.00%	-	-	-	511,237	76,686	434,551
<b>Total</b>	<b>15,397,681</b>		<b>1,910,265</b>	<b>3,523,495</b>	<b>501,600</b>	<b>20,329,841</b>	<b>2,785,215</b>	<b>17,544,626</b>
<b>A.C., CAMERAS, WATERCOOLER, T.V. &amp; OTHER ELECT. ITEMS:-</b>								
New Look Central School, KH Banswara	38,386	15.00%	-	-	-	38,386	5,758	32,628
New Look Girls College, Partapur	18,635	15.00%	-	-	-	18,635	2,795	15,840
New Look Central School, Partapur	7,800	15.00%	-	-	-	7,800	1,170	6,630
New Look Sr. Sec. School, Lodha	2,639,482	15.00%	781,585	1,132,309	-	4,553,376	598,083	3,955,293
New Look Sr. Sec. School, Sagwara	13,286	15.00%	99,100	-	-	112,386	16,858	95,528
<b>Total</b>	<b>2,717,589</b>		<b>880,685</b>	<b>1,132,309</b>	<b>-</b>	<b>4,730,583</b>	<b>624,664</b>	<b>4,105,919</b>
<b>COMPUTER, PRINTER, SOFTWARE &amp; ACCESSORIES:-</b>								
New Look Sr. Sec. School, Lodha	738,084	40.00%	703,704	816,240	-	2,258,028	739,963	1,518,065
New Look Girls TT College, Partapur	68,000	40.00%	-	-	-	68,000	27,200	40,800
New Look Girls College, Lodha	68,000	40.00%	-	-	-	68,000	27,200	40,800
New Look Central School, KH Banswara	16,992	40.00%	-	-	-	16,992	6,797	10,195
<b>Total</b>	<b>891,076</b>		<b>703,704</b>	<b>816,240</b>	<b>-</b>	<b>2,411,020</b>	<b>801,160</b>	<b>1,609,860</b>
<b>FURNITURE &amp; FIXTURES:-</b>								
New Look Central School, KH Banswara	186,574	10.00%	19,000	-	-	205,574	20,557	185,017
New Look Central School, Partapur	108,504	10.00%	-	-	-	108,504	10,850	97,654
New Look Girls College, Lodha	326,341	10.00%	-	-	-	326,341	32,634	293,707
New Look Girls College, Partapur	63,240	10.00%	-	-	-	63,240	6,324	56,916
New Look Girls TT College, Partapur	56,589	10.00%	-	-	-	56,589	5,659	50,930
New Look Sr. Sec. School, Lodha	2,897,698	10.00%	183,700	304,554	-	3,185,952	303,368	2,882,584
New Look Sr. Sec. School, Sagwara	365,527	10.00%	-	-	-	365,527	36,553	328,974
<b>Total</b>	<b>3,804,473</b>		<b>202,700</b>	<b>304,554</b>	<b>-</b>	<b>4,311,727</b>	<b>415,945</b>	<b>3,895,782</b>
<b>LAND:-</b>								
New Look Central School, Partapur	15,254,559	0.00%	-	-	-	15,254,559	-	15,254,559
New Look Sr. Sec. School, Lodha	2,426,600	0.00%	-	-	-	2,426,600	-	2,426,600
New Look Sr. Sec. School, Sagwara	1,742,720	0.00%	-	-	-	1,742,720	-	1,742,720
New Look School Society	27,159,284	0.00%	-	4,896,464	-	32,055,748	-	32,055,748
<b>Total</b>	<b>46,583,163</b>		<b>-</b>	<b>4,896,464</b>	<b>-</b>	<b>51,479,627</b>	<b>-</b>	<b>51,479,627</b>
<b>LIBRARY BOOKS:-</b>								
New Look Central School, KH Banswara	4,183	40.00%	-	-	-	4,183	1,673	2,510
New Look Girls College, Lodha	233,639	40.00%	-	606,935	-	840,574	214,843	625,731
New Look Girls College, Partapur	2,333	40.00%	-	-	-	2,333	933	1,400

*R. Kothari* *J. K. Singh*



Name of the Assets	W.D.V.As on 01.04.2022	Rate of Depreciation %	Addition during the year		Less: Transfer/Sold/Written off During the Year	Total	Depreciation	W.D.V. as on 31.03.2023
			Upto 02.10.2022	After 02.10.2022				
New Look Girls College, Sagwara	10,405	40.00%	-	-	-	10,405	4,162	6,243
New Look Girls TT College, Partapur	132,992	40.00%	-	-	-	132,992	53,197	79,795
New Look Sr. Sec. School, Lodha	25,838	40.00%	-	-	-	25,838	10,335	15,503
New Look Sr. Sec. School, Sagwara	3,466	40.00%	-	-	-	3,466	1,388	2,080
<b>Total</b>	<b>412,856</b>		<b>-</b>	<b>606,935</b>	<b>-</b>	<b>1,019,791</b>	<b>286,529</b>	<b>733,262</b>
<b>MISC. ASSETS:-</b>								
New Look Sr. Sec. School, Lodha	36,200	15.00%	-	-	-	36,200	5,430	30,770
<b>Total</b>	<b>36,200</b>		<b>-</b>	<b>-</b>	<b>-</b>	<b>36,200</b>	<b>5,430</b>	<b>30,770</b>
<b>MOBILE HAND SET:-</b>								
New Look Sr. Sec. School, Lodha	66,095	15.00%	-	-	-	66,095	9,914	56,181
<b>Total</b>	<b>66,095</b>		<b>-</b>	<b>-</b>	<b>-</b>	<b>66,095</b>	<b>9,914</b>	<b>56,181</b>
<b>OTHER FIXED ASSETS:-</b>								
New Look Sr. Sec. School, Lodha	7,000	15.00%	-	-	-	7,000	1,050	5,950
<b>Total</b>	<b>7,000</b>		<b>-</b>	<b>-</b>	<b>-</b>	<b>7,000</b>	<b>1,050</b>	<b>5,950</b>
<b>PHOTO COPY MACHINE:-</b>								
New Look Sr. Sec. School, Lodha	12,092	15.00%	-	-	-	12,092	1,814	10,278
New Look Sr. Sec. School, Sagwara	5,816	15.00%	-	-	-	5,816	872	4,944
<b>Total</b>	<b>17,908</b>		<b>-</b>	<b>-</b>	<b>-</b>	<b>17,908</b>	<b>2,686</b>	<b>15,222</b>
<b>SPORTS &amp; GAMES EQUIPMENTS:-</b>								
New Look Sr. Sec. School, Lodha	74,780	15.00%	-	-	-	74,780	11,217	63,563
<b>Total</b>	<b>74,780</b>		<b>-</b>	<b>-</b>	<b>-</b>	<b>74,780</b>	<b>11,217</b>	<b>63,563</b>
<b>WRITING BOARDS:-</b>								
New Look Sr. Sec. School, Lodha	716,817	10.00%	2,216,700	-	-	2,933,517	293,352	2,640,165
New Look Girls College, Lodha	-	10.00%	-	394,120	-	394,120	19,706	374,414
New Look Sr. Sec. School, Sagwara	9,943	10.00%	-	-	-	9,943	994	8,949
<b>Total</b>	<b>726,760</b>		<b>2,216,700</b>	<b>394,120</b>	<b>-</b>	<b>3,337,580</b>	<b>314,052</b>	<b>3,023,528</b>
<b>SOLAR PLANT:-</b>								
New Look Central School, KH Banswara	262,161	40.00%	-	-	-	262,161	104,864	157,297
<b>Total</b>	<b>262,161</b>		<b>-</b>	<b>-</b>	<b>-</b>	<b>262,161</b>	<b>104,864</b>	<b>157,297</b>
<b>ROBOTIC LAB:-</b>								
New Look Sr. Sec. School, Lodha	1,079,839	15.00%	28,000	-	-	1,107,839	166,176	941,663
<b>Total</b>	<b>1,079,839</b>		<b>28,000</b>	<b>-</b>	<b>-</b>	<b>1,107,839</b>	<b>166,176</b>	<b>941,663</b>
<b>TOTAL FIXED ASSETS</b>	<b>156,270,541</b>		<b>11,698,171</b>	<b>20,703,215</b>	<b>501,600</b>	<b>188,370,327</b>	<b>14,612,130</b>	<b>173,758,197</b>

*P. S. Khan*

*J. K. Singh*



**NEW LOOK SCHOOL SOCIETY**  
Consolidated Balance Sheet as at 31.03.2023

LIABILITIES	As on	As on	ASSETS	As on	As on
	31.03.2023	31.03.2022		31.03.2023	31.03.2022
Capital Account (Schedule A)	260,537,086	241,406,688	Fixed Assets (Schedule J)	173,758,197	156,270,541
Loans (Liabilities) (Schedule B)	-	124,998	Deposits (Schedule F)	63,731,966	40,678,417
Duties & Taxes (Schedule C)	753,138	1,426,434	Loans & Advance (Schedule G)	4,992,636	4,494,424
Current Liabilities (Schedule D)	16,071,735	17,296,655	Cash in Hand ( Schedule H)	193,071	985,785
Inter Unit Balances (Schedule E)	-	-	Cash at Bank (Schedule I)	34,686,089	57,825,608
<b>Total</b>	<b>277,361,959</b>	<b>260,254,775</b>	<b>Total</b>	<b>277,361,959</b>	<b>260,254,775</b>

**AUDITORS REPORT**  
As per our report of even date  
**FOR S. RANKA & ASSOCIATES**

Chartered Accountants

FNO: 012483C



**SURBHI RANKA**

MNO: 403818

Jaipur  
14.10.2023

**NEW LOOK SCHOOL SOCIETY**



**PRADIP KOTHARI**

SECRETARY

सांचिव

न्यू लुक स्कूल सोसायटी

फ्लॉक 336/79-80

बांसवाड़ा (राज.)





**HEMANT SONI**

TREASURER

कोषाध्यक्ष

न्यू लुक स्कूल सोसायटी

फ्लॉक 336/79-80

बांसवाड़ा (राज.)

**NEW LOOK SCHOOL SOCIETY**  
**Consolidated Income & Expenditure A/c. for the Year Ending on 31.03.2023**

Expenditure	As on		Income		As on	
	31.03.2023	31.03.2022	31.03.2023	31.03.2022	31.03.2023	31.03.2022
Advertisement Expenses						
Affiliation Expenses	1,771,469	478,331			795,000	593,800
Affiliation Form Fees	1,700,600	680,000			1,774,778	1,671,444
Application fees for College	-	3,000			85,775	24,175
Annual fee for NOC	40,000	-			17,325	986,250
Annual Teachers Training Fee for CBSE	-	320,000			1,357,237	306,950
Auto fees to Auto Drivers	10,000	-			4,845,132	5,280,980
ATL Lab Expenses	-	2,800			5,643,210	5,210,080
B.A. & BSC Students Seats Fees	64,695	-			4,800	-
B.ED Bags Expenses	-	318,600			2,750	-
B.com Seats Fees	-	23,500			4,320	-
B.Ed. Kit Expenses	-	47,200			16,100	-
B.Ed. Seats Fees	73,980	-			4,000	8,000
B.Ed. Uniform Expenses	-	23,500			-	-
Bank Charges	44,205	-			-	-
Building Repair & Maintenance	24,274	18,196			52,418	-
Building Security Expenses	6,016,097	2,205,827			2,037,970	437,325
Building Safety Certificate	51,566	-			10,842,480	9,380,640
CBSE Borad Examination Expenses (X&XII)	6,000	28,530			36,980	57,345
CBSE Teacher Training expense	786,700	1,011,550			4,724,259	1,005,500
CBSE Expenses	5,000	10,000			7,867	-
CBSE Registration Fees (IX & XI)	99,591	252,259			-	40,088
CBSE Registration Fees (X & XII)	183,200	160,300			2,666,657	1,918,887
College Expenses	242,300	-			1,525,292	1,129,771
Computer & Printer Expenses	27,460	106,190			-	-
Computer Repair & Maint.	725,137	346,690			9,820	250
Depreciation	26,374	8,855			21,882	-
Dayboarding Expenses	14,612,130	11,928,643			-	42,830
Digital Marketing Expenses	176,033	-			147,200	3,100
Donation to Bhartiya Kisan Sangh	15,000	-			884,305	1,307,255
Donation to Govind Guru Tribal University	-	5,000			-	20,600
Donation	36,600	51,000			55,584	4,971
E.S.I. @ 4.75%	-	107,169			560,300	82,750
ESIC Employer Share	653,309	337,526			2,882	1,694
Education Promotion & Training Expenses	-	5,540			8,000	-
Electricity & Water	2,984,650	2,216,274			-	1,200,000
Electricity Equipment/Maintenance	1,990,774	935,493			241,384	-
Examination Expenses	1,664,421	232,586			17,710	234,332
Examination Expenses of CA Exams	-	392,007			51,720	-
Fire Safety	-	-			365,500	535,500
Fine Arts Lab Expenses	26,479	36,855			2,804,015	1,049,290
					25,700	54,000



*[Handwritten Signature]*

Expenditure	As on		Income	As on	
	31.03.2023	31.03.2022		31.03.2023	31.03.2022
Fitness & Registration Expenses					
Fuel & Oil Expenses	301,265	263,760	Summer Camp Fees	147,900	-
Function & Festival	13,253,676	6,143,898	Scholarship Received	-	-
Furniture Repaire & Maintenance Expenses	1,408,962	473,457	Science Fair Fees Received	15,150	-
Gratuity Expenses	454,494	333,733	Science Olympiad Foundation SOF Fees R	34,750	-
Games & Sports Expense	500,000	-	Sports Fee	1,792	6,400
Garden Expenses	120,292	32,080	Tour Income	613,200	-
GGTU Affiliation Expenses	492,277	233,017	Transfer Certificate Fees	207,380	16,300
GGTU Examination Expenses	261,960	-	Tution Fee	122,674,186	219,646
Grounds leveling & Maintenance Expenses	415,480	98,900	University Examination fees	-	-
House Rent Allowance	21,651	90,052	Vanrakshak Bharti Examination	21,440	-
Hostel expenses	278,525	-	Vehicle Fee	22,863,212	9,444,135
I.D Cards Expenses	2,786,018	882,400			
Inspection Fees	195,165	86,848			
Insurance of Building	1,320	59,000			
Insurance of Vehicle	100,300	54,226			
Interest Expenses	3,779,300	2,513,455			
Inter College Archery Tournament	16,582	21,592			
Laboratory Expenses	4,110	17,185			
Legal and Professional	63,149	103,315			
Library Expenses	1,944,088	173,960			
MA in D&P Seats Fees	12,289	16,628			
Minutes of Selection Expenses	-	35,400			
Medical & First aid Expense	2,000	-			
Miscellaneous	80,606	85,637			
Music Expenses	511,342	240,924			
NCT Affiliation PAR Matter	-	18,240			
NCC Expenses	200,000	-			
Newspaper & Periodical Expenses	120,770	137,741			
NIOS Expenses	13,875	10,027			
Office expenses	5,100	-			
Pramotion Expenses	-	2,270			
Petrol & Diesel	29,500	-			
Postage	210,530	37,898			
Printing & Stationery	37,072	13,319			
Provident Fund Adm. Expense	1,193,759	307,411			
Provident Fund Employer Contribution	510,350	567,809			
RAS Examination Expenses	6,123,478	4,273,341			
REET Examination Fees	-	2,865			
Rent	-	234,331			
Salary	6,796,509	7,079,304			
Scholarship Expenses	85,163,717	57,040,141			
	67,997	-			



*[Handwritten signature]*

*[Handwritten signature]*

Expenditure	As on		Income		As on	
	31.03.2023	31.03.2022	31.03.2023	31.03.2022	31.03.2023	31.03.2022
School Expenses	221,798	54,576				
Science Olympiad Foundation SOF Fee Paid	28,125	-				
Science Laboratory Expenses	152,616	123,727				
Sports Expenses	298,827	86,858				
Sport Fees for CBSE Registration	20,000	-				
Staff Welfare A/c	572,917	254,251				
Student Study Material	220,550	176,615				
Student Welfare Expenses	73,335	1,350				
Summer Camp Expenses	104,510	-				
Telephone & Mobile Expenses	160,525	119,687				
Tour & Travelling Expenses	1,275,169	288,990				
Transportation	142,495	262,408				
Toll Tax Expenses	2,860	5,415				
University charges & other exp	30,000	76,060				
Ved Vidhyapeeth Exam Fees	101,150	-				
Vehicle & Maintenance	4,055,202	1,099,305				
Write off	48,714	210,322				
Website and Software Maintenance	44,123	216,638				
Total	169,088,463	106,953,786	188,218,861	143,444,004	188,218,861	143,444,004
<b>SURPLUS / DEFICIT</b>	19,130,398	36,490,218				
<b>TOTAL</b>	188,218,861	143,444,004	<b>TOTAL</b>	<b>TOTAL</b>	188,218,861	143,444,004

**AUDITORS REPORT**

As per our report of even date  
FOR S. RANKA & ASSOCIATES  
Chartered Accountants

FNo: 012A83C

*Surbhi Ranka*

SURBHI RANKA

MNO: 403818

Jaipur

14.10.2023

NEW LOOK SCHOOL SOCIETY

*Pradip Kothari*

PRADIP KOTHARI

SECRETARY

सचिव

न्यू लुक स्कूल सोसायटी

कमांक 336/79-80

जयपुर (राज.)

*Hemant Soni*

HEMANT SONI

TREASURER

कोषाध्यक्ष

न्यू लुक स्कूल सोसायटी

कमांक 336/79-80

जयपुर (राज.)





Consolidated Income Account of Institutions run by Society for the year ending on 31.03.2023

Income Head	New Look School Society		New Look Sr. Sec. School Lodiha		New Look Central School Banswara		New Look Central School Partapur		New Look Sr. Sec. School Sagarwa		New Look Girls Collage Lodiha		New Look Girls Collage Partapur		New Look Girls Collage Partapur		New Look Girls Collage Sagarwa		Total 31.03.2023	Total 31.03.2023
	1	2	3	4	5	6	7	8	9	10	11	12	13	14	15	16	17	18		
Admission Fee	-	-	-	-	-	-	-	-	-	-	-	-	-	-	-	-	-	-	11	-
Annual Fee	-	567,500	202,000	6,000	19,500	-	-	-	-	-	-	-	-	-	-	-	-	-	795,000	593,800
Book Bank Fees	-	1,610,778	85,000	13,500	65,500	-	-	-	-	-	-	-	-	-	-	-	-	-	1,714,778	1,571,664
CBSE Board Fees	-	-	-	-	-	-	-	-	-	-	-	-	-	-	-	-	-	-	85,775	24,175
CBSE Registration Fees	-	-	-	-	-	-	-	-	-	-	-	-	-	-	-	-	-	-	17,325	986,250
Co-Ordinator P.T.E.T & Integrate	-	879,493	301,020	176,724	301,020	-	-	-	-	-	-	-	-	-	-	-	-	-	1,357,237	406,950
College Fees	-	-	-	-	-	-	-	-	-	-	-	-	-	-	-	-	-	-	4,845,132	3,280,980
Centre Charges	-	-	-	-	-	-	-	-	-	-	-	-	-	-	-	-	-	-	5,643,210	5,210,080
Duplicate Marksheet Fees	-	-	-	-	-	-	-	-	-	-	-	-	-	-	-	-	-	-	4,800	-
Duplicate ID Card Fees	-	-	-	-	-	-	-	-	-	-	-	-	-	-	-	-	-	-	2,250	-
Diagrams Fees	-	-	450	1,750	500	-	-	-	-	-	-	-	-	-	-	-	-	-	4,320	-
Educational Kit (B.Ed.)	-	-	-	2,200	1,370	-	-	-	-	-	-	-	-	-	-	-	-	-	4,320	-
Election Duties Income	-	-	-	-	-	-	-	-	-	-	-	-	-	-	-	-	-	-	16,300	-
Electricity Deduction	-	-	-	-	-	-	-	-	-	-	-	-	-	-	-	-	-	-	4,000	8,000
Examination Fee	-	-	4,216	7,068	-	-	-	-	-	-	-	-	-	-	-	-	-	-	-	-
Fees from Integrated Courses	-	433,756	-	-	-	-	-	-	-	-	-	-	-	-	-	-	-	-	52,418	-
Fees received from NIOS	-	36,980	-	-	-	-	-	-	-	-	-	-	-	-	-	-	-	-	2,037,970	437,325
Hostal Fees	-	4,724,259	-	-	-	-	-	-	-	-	-	-	-	-	-	-	-	-	10,842,480	9,380,640
Interest Received on IT Refund	7,867	-	-	-	-	-	-	-	-	-	-	-	-	-	-	-	-	-	36,980	57,345
Interest on Advance	-	-	-	-	-	-	-	-	-	-	-	-	-	-	-	-	-	-	4,724,259	1,005,500
Interest on FDR	982,355	1,618,590	-	-	-	-	-	-	-	-	-	-	-	-	-	-	-	-	7,867	40,000
Interest Received from Bank	140,843	248,133	246,942	95,163	553,556	-	-	-	-	-	-	-	-	-	-	-	-	-	2,666,657	1,918,887
Interest Received from Equity Fund	-	-	-	-	-	-	-	-	-	-	-	-	-	-	-	-	-	-	1,525,292	1,129,771
Inter College Kabaddi Tournament	-	-	-	-	-	-	-	-	-	-	-	-	-	-	-	-	-	-	-	-
Job Application Fees	-	6,960	590	1,690	580	-	-	-	-	-	-	-	-	-	-	-	-	-	-	175
Kalyan Academic Examination	-	-	-	-	-	-	-	-	-	-	-	-	-	-	-	-	-	-	9,870	250
Kullam Pre REET Exam	-	-	-	-	-	-	-	-	-	-	-	-	-	-	-	-	-	-	21,882	-
Lab Fee	-	50,100	7,900	85,250	3,650	-	-	-	-	-	-	-	-	-	-	-	-	-	-	42,830
Misc. Income	-	595,648	15,602	74,994	48,370	-	-	-	-	-	-	-	-	-	-	-	-	-	147,200	3,100
NAS Examination	-	-	-	-	-	-	-	-	-	-	-	-	-	-	-	-	-	-	884,305	1,307,253
NCC Fees	-	-	-	-	-	-	-	-	-	-	-	-	-	-	-	-	-	-	-	20,600
Prospectus Fee	-	186,300	46,800	90,000	127,300	-	-	-	-	-	-	-	-	-	-	-	-	-	55,584	4,971
P.T.E.T Examination Fees	-	-	-	-	-	-	-	-	-	-	-	-	-	-	-	-	-	-	560,300	82,750
Remiddle Class	-	2	8,000	2,880	-	-	-	-	-	-	-	-	-	-	-	-	-	-	2,882	1,694
Received For ATL Lab	-	-	-	-	-	-	-	-	-	-	-	-	-	-	-	-	-	-	8,000	-
Rest for Patwar Training	241,384	-	-	-	-	-	-	-	-	-	-	-	-	-	-	-	-	-	-	1,200,000
REET Exam Fee	-	8,110	-	-	-	-	-	-	-	-	-	-	-	-	-	-	-	-	241,384	-
Rajasthan High Court Examination	-	-	-	-	-	-	-	-	-	-	-	-	-	-	-	-	-	-	17,710	234,332
Registration Fee	-	-	-	-	-	-	-	-	-	-	-	-	-	-	-	-	-	-	51,720	-
Reimbursement of RTE	-	920,372	748,561	544,396	590,686	-	-	-	-	-	-	-	-	-	-	-	-	-	365,500	535,500
Renewal Form Fee	-	117,900	30,000	-	-	-	-	-	-	-	-	-	-	-	-	-	-	-	2,804,015	1,049,290
Summer Camp Fees	-	-	-	-	-	-	-	-	-	-	-	-	-	-	-	-	-	-	25,700	54,000
Scholarship Received	-	-	5,000	10,150	-	-	-	-	-	-	-	-	-	-	-	-	-	-	147,900	-
Science Fair Fees Received	-	-	-	34,750	-	-	-	-	-	-	-	-	-	-	-	-	-	-	15,150	-
Science Olympiad Foundation SOF Fees R	-	1,792	-	19,600	264,300	-	-	-	-	-	-	-	-	-	-	-	-	-	34,750	-
Sports Fee	-	329,300	-	19,600	264,300	-	-	-	-	-	-	-	-	-	-	-	-	-	613,200	-
Tour Income	-	75,180	7,000	24,950	19,050	-	-	-	-	-	-	-	-	-	-	-	-	-	1,792	6,400
Transfer Certificate Fees	-	58,320,800	8,685,800	20,173,691	24,493,151	-	-	-	-	-	-	-	-	-	-	-	-	-	613,200	-
Tuition Fee	-	-	-	-	-	-	-	-	-	-	-	-	-	-	-	-	-	-	207,380	16,300
University Examination fees	-	-	-	-	-	-	-	-	-	-	-	-	-	-	-	-	-	-	122,674,186	101,169,540
Vanrajshak Bhatti Examination	-	-	-	-	-	-	-	-	-	-	-	-	-	-	-	-	-	-	24,450	2,000
Vehicle Fee	-	12,853,202	-	4,810,900	3,190,760	-	-	-	-	-	-	-	-	-	-	-	-	-	24,450	174,050
Total Income	1,372,449	89,589,155	10,093,861	26,188,306	29,890,548	10,093,861	26,188,306	26,188,306	29,890,548	29,890,548	24,872,779	6,023,622	4,997,253	1,388,869	188,218,861	143,444,004	9,444,435	22,863,212	9,444,435	143,444,004

*Handwritten signature and initials.*



Consolidated Expenditure Account of all Institutions for the year ending on 31.03.2023

Expenditure Head	New Look School Society		New Look Sr. Sec. School		New Look Central School		New Look Central School		New Look Sr. Sec. School		New Look Girls College		New Look Girls TT College		New Look Girls College		Total 31.03.2023		Total 31.03.2022	
	1	2	3	4	5	6	7	8	9	10	11	12	13	14	15	16	17	18	19	20
Advertisement Expenses	-	1,410,427	-	28,680	-	302,554	-	5,010	-	11,700	-	13,098	-	44,205	-	44,205	-	1,771,469	-	478,331
Affiliation Expenses	50,000	-	-	-	-	-	-	6,000	-	769,360	-	445,880	-	-	-	-	-	1,700,600	-	680,000
Affiliation Form Fees	-	-	-	-	-	-	-	-	-	-	-	-	-	-	-	-	-	-	-	-
Application fees for College	40,000	-	-	-	-	-	-	-	-	-	-	-	-	-	-	-	-	40,000	-	3,000
Annual fee for NOC	-	-	-	-	-	-	-	-	-	-	-	-	-	-	-	-	-	-	-	-
Annual Teachers Training Fee for CBSE	-	10,000	-	-	-	-	-	-	-	-	-	-	-	-	-	-	-	10,000	-	320,000
Auto fees to Auto Drivers	-	-	-	-	-	-	-	-	-	-	-	-	-	-	-	-	-	-	-	2,800
ATL Lab Expenses	-	64,695	-	-	-	-	-	-	-	-	-	-	-	-	-	-	-	64,695	-	318,600
B.A. & BSC Students Seats Fees	-	-	-	-	-	-	-	-	-	-	-	-	-	-	-	-	-	-	-	23,500
B.ED Bags Expenses	-	-	-	-	-	-	-	-	-	-	-	-	-	-	-	-	-	-	-	47,200
B.com Seats Fees	-	-	-	-	-	-	-	-	-	-	-	-	-	-	-	-	-	-	-	-
B.Ed. Kit Expenses	-	-	-	-	-	-	-	-	-	-	-	-	-	-	-	-	-	-	-	-
B.Ed. Seats Fees	-	-	-	-	-	-	-	-	-	-	-	-	-	-	-	-	-	-	-	-
B.Ed. Uniform Expenses	-	-	-	-	-	-	-	-	-	-	-	-	-	-	-	-	-	-	-	-
Bank Charges	476	16,727	1,219	1,488	141	141	141	4,143	-	-	-	-	-	44,205	-	44,205	-	24,274	-	18,196
Building Repair & Maintenance	-	5,342,110	98,530	272,048	244,842	244,842	8,998	27,380	-	-	-	-	-	15,072	-	15,072	-	6,016,097	-	2,205,827
Building Security Expenses	-	51,566	-	-	-	-	-	-	-	-	-	-	-	-	-	-	-	51,566	-	-
Building Safety Certificate	-	6,000	-	-	-	-	-	-	-	-	-	-	-	-	-	-	-	-	-	-
CBSE Board Examination Expenses (M.O.M)	-	786,700	-	-	-	-	-	-	-	-	-	-	-	-	-	-	-	6,000	-	28,530
CBSE Teacher Training expense	-	786,700	-	-	-	-	-	-	-	-	-	-	-	-	-	-	-	786,700	-	1,011,550
CBSE Expenses	-	96,491	-	1,400	1,700	1,700	-	-	-	-	-	-	-	-	-	-	-	5,000	-	10,000
CBSE Registration Fees (IX & X)	-	111,000	-	31,300	40,900	40,900	-	-	-	-	-	-	-	-	-	-	-	99,591	-	252,259
CBSE Registration Fees (XI & XII)	-	-	-	114,050	178,250	178,250	-	-	-	-	-	-	-	-	-	-	-	183,200	-	160,300
College Expenses	-	-	-	-	-	-	-	-	-	-	-	-	-	-	-	-	-	242,300	-	-
Computer & Printer Expenses	-	724,537	-	-	-	-	-	-	-	-	-	-	-	-	-	-	-	27,460	-	106,190
Computer Repair & Maint.	-	21,664,289	500	5,150	20,724	20,724	-	-	-	-	-	-	-	600	-	600	-	725,137	-	346,690
Depreciation	3,045,003	176,033	348,983	831,839	682,644	682,644	1,116,955	242,169	-	-	-	-	-	196,527	-	196,527	-	14,612,130	-	11,928,643
Dayboarding Expenses	-	15,000	-	-	-	-	-	-	-	-	-	-	-	-	-	-	-	15,000	-	-
Digital Marketing Expenses	-	-	-	-	-	-	-	-	-	-	-	-	-	-	-	-	-	-	-	-
Donation to Bhartiya Kisan Sangh	-	-	-	-	-	-	-	-	-	-	-	-	-	-	-	-	-	-	-	-
Donation to Govind Guru Tribal University	-	-	-	-	-	-	-	-	-	-	-	-	-	-	-	-	-	-	-	-
Donation	-	36,600	-	-	-	-	-	-	-	-	-	-	-	-	-	-	-	36,600	-	51,000
E.S.I @ 4.75%	-	-	-	-	-	-	-	-	-	-	-	-	-	-	-	-	-	-	-	-
ESIC Employer Share	539,886	-	113,423	-	-	-	-	-	-	-	-	-	-	-	-	-	-	653,309	-	107,169
Education Promotion & Training Expenses	-	-	-	-	-	-	-	-	-	-	-	-	-	-	-	-	-	-	-	-
Electricity & Water	-	2,096,024	141,659	279,367	417,600	417,600	-	50,000	-	-	-	-	-	-	-	-	-	2,984,650	-	2,216,274
Electricity Equipment/Maintenance	-	1,599,922	60,894	119,817	191,946	191,946	-	18,600	-	-	-	-	-	-	-	-	-	1,990,774	-	935,493
Examination Expenses	-	1,092,998	2,627	17,814	38,194	38,194	136,223	359,365	-	-	-	-	-	6,000	-	6,000	-	1,664,421	-	232,586
Examination Expenses of CA Exams	-	-	-	-	-	-	-	-	-	-	-	-	-	-	-	-	-	-	-	392,007
Fire Safety	-	-	-	-	-	-	-	-	-	-	-	-	-	-	-	-	-	-	-	-
Fire Arts Lab Expenses	-	18,559	-	-	-	-	-	-	-	-	-	-	-	-	-	-	-	26,479	-	36,855
Fines & Registration Expenses	-	301,265	-	-	-	-	-	-	-	-	-	-	-	-	-	-	-	301,265	-	263,760
Fuel & Oil Expenses	-	7,852,893	-	2,105,972	3,294,811	3,294,811	-	-	-	-	-	-	-	-	-	-	-	13,253,676	-	6,143,898
Function & Festival	-	1,176,144	102,463	14,755	10,610	10,610	100,790	4,200	-	-	-	-	-	-	-	-	-	1,408,962	-	473,457
Furniture Repair & Maintenance Expenses	-	392,989	22,188	10,820	28,487	28,487	-	-	-	-	-	-	-	-	-	-	-	454,494	-	333,733
Gratuity Expenses	-	500,000	8,660	-	-	-	-	-	-	-	-	-	-	-	-	-	-	500,000	-	-
Games & Sports Expense	-	492,277	-	-	-	-	-	58,872	-	-	-	-	-	-	-	-	-	120,292	-	32,080
Garden Expenses	-	-	-	-	-	-	-	261,960	-	-	-	-	-	-	-	-	-	492,277	-	233,017
GGTU Affiliation Expenses	-	-	-	-	-	-	-	415,480	-	-	-	-	-	-	-	-	-	261,960	-	98,900
GGTU Examination Expenses	-	-	-	9,322	-	-	-	-	-	-	-	-	-	-	-	-	-	415,480	-	90,052
GGTU Examination Expenses	-	12,328	-	-	-	-	-	-	-	-	-	-	-	-	-	-	-	21,651	-	-
Grounds levelling & Maintenance Expenses	-	278,525	-	-	-	-	-	-	-	-	-	-	-	-	-	-	-	278,525	-	-
House Rent Allowance	-	2,786,018	-	-	-	-	-	-	-	-	-	-	-	-	-	-	-	2,786,018	-	882,400
Hostel expenses	-	195,165	-	-	-	-	-	-	-	-	-	-	-	-	-	-	-	195,165	-	86,848
I.D Cards Expenses	-	-	-	-	-	-	-	-	-	-	-	-	-	-	-	-	-	-	-	-

*[Handwritten signature]*



Expenditure Head	New Look Sr. School		New Look Central School		New Look Sr. Sec. School		New Look Girls College		New Look TT College		New Look Girls College		Total 31.03.2023		Total 31.03.2022	
	Leads	Banswara	Partapur	Sagevara	Leads	Partapur	Sagevara	Leads	Partapur	Sagevara	Leads	Partapur	Sagevara			
Inspection Fees																
Insurance of Building																
Insurance of Vehicle	100,300															
Interest Expenses	3,779,300															
Inter College Archery Tournament	16,542															
Laboratory Expenses																
Legal and Professional																
Library Expenses	1,849,283	2,655	8,900	39,000												
MA in D&P Seels Fees	487															
Minutes of Selection Expenses																
Medical & First Aid Expense																
Miscellaneous	65,298	9,091	4,477	3,940												
Music Expenses	238,548	216,811	10,278	32,799												
NCT Affiliation PAR Merit																
NCC Expenses																
Newspaper & Periodical Expenses	40,120															
NIDS Expenses	4,655	2,835	2,630													
Office expenses	5,100															
Promotion Expenses																
petrol & Diesel	172,192	17,500	530													
Postage	14,902	10,151	3,640	10,959												
Printing & Stationery	1,049,070	19,150	24,082	34,279												
Provident Fund Adm. Expense																
Provident Fund Employer Contribution	310,350															
RAJ Examination Expenses	6,123,478															
REET Examination Fees																
Rent																
Salary	2,279,848	1,247,041	2,891,500	384,120												
Scholarship Expenses	41,492,891	4,360,935	8,420,789	14,278,530												
School Expenses	34,000	33,997		73,884												
Science Olympiad Foundation SOF Fee Paid																
Science Laboratory Expenses	64,736															
Sports Expenses	200,630															
Sport Fees for CBSE Registration	10,000															
Staff Welfare A/c	419,282	2,070	148,660	2,800												
Student Study Material																
Student Welfare Expenses	29,130															
Summer Camp Expenses	90,510	14,000														
Telephone & Mobile Expenses	64,999	39,994	16,534	21,712												
Tour & Travelling Expenses	1,042,436	500	37,565	7,920												
Transportation	137,205	200	3,300	3,450												
Toll Tax Expenses	2,860															
Unusually charges & other exp																
Mod Vidyapeeth Exam Fees	3,540,200	5,200	152,849	356,953												
Vehicle & Maintenance																
Write off																
Website and Software Maintenance	44,649															
Total Expenditure	8,354,395	6,883,246	15,743,292	20,882,866												
Surplus (+)/Deficit (-)	(6,981,942)	3,210,605	10,645,014	8,893,631												
Total	3,872,449	10,093,851	26,388,306	29,776,497												

*[Handwritten signature]*

*[Handwritten signature]*

	NEW LOOK SCHOOL SOCIETY										
	New Look School Society	New Look Sr. School Loonha	New Look Central School Banswara	New Look Central School Partapur	New Look Sr. School Sagwara	New Look Girls College Loonha	New Look Girls College Partapur	New Look Girls College Sagwara	New Look Girls College Partapur	New Look Girls College Sagwara	Total 31.03.2022
<b>Capital Account (Schedule A)</b>											
School & Corpus Fund	267,519,027										267,519,027
Add: Surplus/(Deficit)	(6,981,942)	(22,551,331)	9,210,605	10,445,014	8,893,611	10,222,362	2,330,470	2,840,640	1,120,968	1,120,968	(2,551,331)
Add: Transfer From Newlook Education Society				(10,445,014)	(8,893,611)	(10,222,362)	(2,330,470)	(2,840,640)	(1,120,968)	(1,120,968)	(41,071,254)
Less: Transferred to School Society											
<b>Total</b>	<b>260,537,085</b>	<b>22,551,331</b>	<b>(3,210,605)</b>	<b>(10,445,014)</b>	<b>(8,893,611)</b>	<b>(10,222,362)</b>	<b>(2,330,470)</b>	<b>(2,840,640)</b>	<b>(1,120,968)</b>	<b>(1,120,968)</b>	<b>245,406,689</b>
<b>Liabilities (Schedule B)</b>											
Deep Kothari											
Pradip Kothari											
Shikha Kothari											
CBI DD A/c - 3241207089											
<b>Total</b>											
<b>Current Liabilities (Schedule C)</b>											
Employees ESI Contribution		8,766	2,542								11,308
Employees PF Contribution		249,389	41,570	65,376	107,904	67,118	20,821	7,145			509,427
LIC Premium					3,161	1,967					5,128
TDS on Fees for Professional Services											38,570
TDS on Payment to Contractor		5,000									5,000
TDS on Payment to Contractor (Advertize)		4,424		273	2,435	(7,000)					1,127
TDS on Salary		121									121
TDS on Rent		62,000			10,000	30,000					102,000
<b>Total</b>		<b>357,828</b>	<b>86,049</b>	<b>65,999</b>	<b>123,340</b>	<b>83,888</b>	<b>20,821</b>	<b>13,490</b>	<b>12,962</b>	<b>793,138</b>	<b>1,426,434</b>
<b>Current Liabilities (Schedule D)</b>											
Caution Money		205,750									205,750
Salary Payable		3,157,241	316,419	608,034	1,103,434	886,083	151,713	130,423	55,508		6,152,838
Staff Security Deposits		3,999,376	521,155	974,650	1,170,160	745,416	249,736	20,000	33,000		7,783,487
Monthly Coaching Charges Payable			6,667								6,667
Sundry Creditors		969,670	178,403		105,540	24,082	7,393	44,205	3,427		1,333,620
<b>Total</b>		<b>8,838,704</b>	<b>1,015,981</b>	<b>1,582,684</b>	<b>2,379,143</b>	<b>2,000,818</b>	<b>608,842</b>	<b>253,818</b>	<b>81,827</b>	<b>91,989</b>	<b>17,296,653</b>
<b>Other Liabilities (Schedule E)</b>											
New Look Central School, BH Banswara	8,517,554	(11,679,837)		1,063,022		4,375	(455,514)			(281,647)	(3,496,814)
New Look Central School, Partapur	(11,288,625)	(4,598,117)	(1,063,022)		(3,713,596)	(1,963,082)	313,769	(329,353)		120,000	(20,882,029)
New Look Girls College, Loonha	(80,923,035)	69,125,251	(4,375)	1,963,082	(3,913,490)		3,096,199	368,434	2,774,713		(7,513,221)
New Look Girls College, Partapur	(4,060,946)	6,749,075	455,514	(323,769)		(3,096,199)		(944,500)			(1,220,816)
New Look Girls College, Sagwara	(3,904,927)	(1,613,136)	281,647	20,000	147,488	(2,774,713)					(3,993,710)
New Look Girls IT College, Partapur	(8,636,034)	2,402,079		539,353	(1,911,338)	(348,434)	944,500				(1,356,354)
New Look School Society	(67,922,511)	67,922,511	(8,517,554)	11,788,625	20,856,289	80,923,035	4,060,946	3,636,034	1,904,927	184,074,814	4,264,735
New Look Sr. School, Loonha	(20,854,289)		11,679,837	4,598,117	(4,608,076)	(69,125,251)	(8,749,075)	(2,402,079)	1,413,136	(332,915,902)	(1,13,235,969)
New Look Sr. School, Sagwara		4,608,076		1,713,596		3,913,490	1,911,338			(147,489)	(8,817,277)
<b>Total</b>	<b>(184,074,814)</b>	<b>132,915,902</b>	<b>2,832,047</b>	<b>20,882,026</b>	<b>8,857,277</b>	<b>7,513,221</b>	<b>3,132,164</b>	<b>98,536</b>	<b>7,843,841</b>	<b>0.00</b>	<b>0.00</b>
<b>Total of Liabilities</b>	<b>76,462,271.85</b>	<b>141,591,934.95</b>	<b>3,894,076.50</b>	<b>22,830,909.37</b>	<b>11,959,910.88</b>	<b>9,608,036.87</b>	<b>3,661,827.00</b>	<b>269,653.76</b>	<b>7,847,938.46</b>	<b>277,963,988.74</b>	<b>269,384,776.00</b>



*(Signature)*





**NEW LOOK SCHOOL SOCIETY  
CONSOLIDATE FIXED ASSETS CHART OF ALL INSTITUTIONS RUN BY SAMITI AS ON 31.03.2023**

Name of the Assets	W.D.V.As on 01.04.2022	Addition during the year		Less: Transfer/Sold/Written Off During the Year	Total	Depreciation	W.D.V.As on 31.03.2023
		Upto 02.10.2022	After 02.10.2022				
BUILDING:-	84,192,960	5,956,117	9,029,098	-	99,178,175	9,083,228	90,094,947
BUSES, VAN:-	15,397,681	1,910,265	3,523,495	501,600	20,329,841	2,785,215	17,544,626
A.C., CAMERAS, WATERCOOLER, T.V. & OTHER ELECT. ITEMS:-	2,717,589	880,685	1,132,309	-	4,730,583	624,664	4,105,919
COMPUTER, PRINTER, SOFTWARE & ACCESSORIES:-	891,076	703,704	816,240	-	2,411,020	801,160	1,609,860
FURNITURE & FIXTURES:-	3,804,473	202,700	304,554	-	4,311,727	415,945	3,895,782
LAND:-	46,583,163	-	4,896,464	-	51,479,627	-	51,479,627
LIBRARY BOOKS:-	412,856	-	606,935	-	1,019,791	286,529	733,262
MISC. ASSETS:-	36,200	-	-	-	36,200	5,430	30,770
MOBILE HAND SET:-	66,095	-	-	-	66,095	9,914	56,181
OTHER FIXED ASSETS:-	7,000	-	-	-	7,000	1,050	5,950
PHOTO COPY MACHINE:-	17,908	-	-	-	17,908	2,686	15,222
SPORTS & GAMES EQUIPMENTS:-	74,780	-	-	-	74,780	11,217	63,563
WRITING BOARDS:-	726,760	2,216,700	394,120	-	3,337,580	314,052	3,023,528
SOLAR PLANT:-	262,161	-	-	-	262,161	104,864	157,297
ROBOTIC LAB:-	1,079,839	28,000	-	-	1,107,839	166,176	941,663
<b>GROSS TOTAL</b>	<b>156,270,541</b>	<b>11,898,171</b>	<b>20,703,215</b>	<b>501,600</b>	<b>188,370,327</b>	<b>14,612,130</b>	<b>173,758,197</b>



*[Handwritten signatures]*



Fixed Assets

Name of the Assets	W.D.V.As on 01.04.2022	Rate of Depreciation %	Addition during the year		Less: Transfer/Sold/Written off During the Year	Total	Depreciation	W.D.V. as on 31.03.2023
			Upto 02.10.2022	After 02.10.2022				
<b>BUILDING:-</b>								
New Look Central School, Partapur	2,906,368	10.00%	-	-	-	2,906,368	290,637	2,615,731
New Look Sr. Sec. School, Lodha	69,635,231	10.00%	5,856,117	1,003,375	-	76,594,723	7,609,364	68,985,419
New Look Girls College, Sagwara	-	10.00%	-	8,025,723	-	8,025,723	401,286	7,624,437
New Look Sr. Sec. School, Sagwara	1,950,047	0.00%	-	-	-	1,950,047	195,005	1,755,042
New Look School Society (Building - Capital Assets Fund)	3,831,351	10.00%	-	-	-	3,831,351	-	3,831,351
Total	5,869,963	10.00%	5,856,117	9,029,098	-	99,178,173	9,083,228	90,094,947
<b>BUSES, VAN:-</b>								
New Look Central School, Partapur	590,617	15.00%	-	-	-	590,617	88,593	502,024
New Look Girls College, Lodha	1,472,376	15.00%	-	-	-	1,472,376	220,856	1,251,520
New Look School Society	-	15.00%	-	1,987,400	-	1,987,400	149,062	1,838,428
New Look Girls College, Partapur	674,825	15.00%	-	-	-	674,825	101,194	573,631
New Look Girls College, Lodha	585,609	15.00%	-	-	-	585,609	84,841	490,768
New Look Sr. Sec. School, Lodha	11,583,217	15.00%	1,910,285	1,536,005	501,600	14,527,887	2,063,963	12,463,904
New Look Sr. Sec. School, Sagwara	511,237	15.00%	-	-	-	511,237	76,686	434,551
Total	15,397,681	15.00%	1,910,285	3,523,495	501,600	20,329,841	2,785,215	17,544,626
<b>A.C., CAMERAS, WATERCOOLER, T.V. &amp; OTHER ELECT. ITEMS:-</b>								
New Look Central School, KH Banswara	38,386	15.00%	-	-	-	38,386	5,758	32,628
New Look Girls College, Partapur	18,635	15.00%	-	-	-	18,635	2,795	15,840
New Look Central School, Partapur	7,800	15.00%	-	-	-	7,800	1,170	6,630
New Look Sr. Sec. School, Lodha	2,639,482	15.00%	781,585	1,132,309	-	4,553,376	598,063	3,955,293
New Look Sr. Sec. School, Sagwara	13,286	16.00%	99,100	-	-	112,386	16,858	95,528
Total	2,717,589	16.00%	880,685	1,132,309	-	4,730,583	624,664	4,105,919
<b>COMPUTER, PRINTER, SOFTWARE &amp; ACCESSORIES:-</b>								
New Look Sr. Sec. School, Lodha	738,084	40.00%	703,704	916,240	-	2,258,028	739,963	1,518,065
New Look Girls TT College, Partapur	68,000	40.00%	-	-	-	68,000	27,200	40,800
New Look Girls College, Lodha	68,000	40.00%	-	-	-	68,000	27,200	40,800
New Look Central School, KH Banswara	16,992	40.00%	-	-	-	16,992	6,797	10,195
Total	891,076	40.00%	703,704	916,240	-	2,411,020	801,160	1,609,860
<b>FURNITURE &amp; FIXTURES:-</b>								
New Look Central School, KH Banswara	186,574	10.00%	19,000	-	-	205,574	20,567	185,017
New Look Central School, Partapur	108,504	10.00%	-	-	-	108,504	10,650	97,854
New Look Girls College, Lodha	326,341	10.00%	-	-	-	326,341	32,634	293,707
New Look Girls College, Partapur	63,240	10.00%	-	-	-	63,240	6,324	56,916
New Look Girls TT College, Partapur	56,589	10.00%	-	-	-	56,589	5,659	50,930
New Look Sr. Sec. School, Lodha	2,697,698	10.00%	183,700	304,554	-	3,185,952	303,368	2,882,584
New Look Sr. Sec. School, Sagwara	365,627	10.00%	-	-	-	365,627	36,563	328,974
Total	3,804,473	10.00%	202,700	304,554	-	4,311,727	415,945	3,895,782
<b>LAND:-</b>								
New Look Central School, Partapur	15,254,559	0.00%	-	-	-	15,254,559	-	15,254,559
New Look Sr. Sec. School, Lodha	2,428,600	0.00%	-	-	-	2,428,600	-	2,428,600
New Look Sr. Sec. School, Sagwara	1,742,720	0.00%	-	-	-	1,742,720	-	1,742,720
New Look School Society	27,159,284	0.00%	-	4,898,484	-	32,055,748	-	32,055,748
Total	46,593,163	0.00%	-	4,898,484	-	51,479,627	-	51,479,627
<b>LIBRARY BOOKS:-</b>								
New Look Central School, KH Banswara	4,183	40.00%	-	-	-	4,183	1,673	2,510
New Look Girls College, Lodha	233,639	40.00%	-	606,935	-	840,574	214,843	625,731
New Look Girls College, Partapur	2,333	40.00%	-	-	-	2,333	933	1,400

*[Handwritten signatures and initials]*

Particulars	W.D.V. As on 01.04.2022	Rates of Depreciation %	Addition during the year		Less: Transfer/Sold/Written off During the Year	Total	Depreciation	W.D.V. as on 31.03.2023
			Upto 02.10.2022	After 02.10.2022				
<b>MOVABLE ASSETS</b>								
<b>NEW LOOK GIRLS COLLEGE, SEGWARA</b>								
New Look Girls College, Segwara	10,405	40.00%	-	-	-	10,405	4,182	6,243
New Look Girls IT College, Partapur	132,992	40.00%	-	-	-	132,992	53,197	79,795
New Look Sr. Sec. School, Lodha	25,838	40.00%	-	-	-	25,838	10,335	15,503
New Look Sr. Sec. School, Segwara	3,466	40.00%	-	-	-	3,466	1,386	2,080
<b>Total</b>	<b>412,699</b>			<b>600,835</b>		<b>1,013,534</b>	<b>269,099</b>	<b>744,435</b>
<b>BRSC. ASSETS:-</b>								
New Look Sr. Sec. School, Lodha	36,200	15.00%	-	-	-	36,200	5,430	30,770
<b>Total</b>	<b>36,200</b>					<b>36,200</b>	<b>5,430</b>	<b>30,770</b>
<b>MOBILE HAND SET:-</b>								
New Look Sr. Sec. School, Lodha	66,095	15.00%	-	-	-	66,095	9,914	56,181
<b>Total</b>	<b>66,095</b>					<b>66,095</b>	<b>9,914</b>	<b>56,181</b>
<b>OTHER FIXED ASSETS:-</b>								
New Look Sr. Sec. School, Lodha	7,000	15.00%	-	-	-	7,000	1,050	5,950
<b>Total</b>	<b>7,000</b>					<b>7,000</b>	<b>1,050</b>	<b>5,950</b>
<b>PHOTO COPY MACHINE:-</b>								
New Look Sr. Sec. School, Lodha	12,092	15.00%	-	-	-	12,092	1,814	10,278
New Look Sr. Sec. School, Segwara	5,816	15.00%	-	-	-	5,816	872	4,944
<b>Total</b>	<b>17,908</b>					<b>17,908</b>	<b>2,686</b>	<b>15,222</b>
<b>SPORTS &amp; GAMES EQUIPMENTS:-</b>								
New Look Sr. Sec. School, Lodha	74,780	15.00%	-	-	-	74,780	11,217	63,563
<b>Total</b>	<b>74,780</b>					<b>74,780</b>	<b>11,217</b>	<b>63,563</b>
<b>WRITING BOARDS:-</b>								
New Look Sr. Sec. School, Lodha	716,817	10.00%	2,216,700	-	-	2,933,517	293,352	2,640,165
New Look Girls College, Lodha	-	10.00%	-	304,120	-	304,120	30,412	273,708
New Look Sr. Sec. School, Segwara	9,943	10.00%	2,216,700	-	-	2,226,643	222,664	2,003,979
<b>Total</b>	<b>726,760</b>			<b>304,120</b>		<b>3,160,160</b>	<b>546,428</b>	<b>2,613,732</b>
<b>SOLAR PLANT:-</b>								
New Look Central School, M-1 Baniswara	262,161	40.00%	-	-	-	262,161	104,864	157,297
<b>Total</b>	<b>262,161</b>					<b>262,161</b>	<b>104,864</b>	<b>157,297</b>
<b>ROBOTIC LAB:-</b>								
New Look Sr. Sec. School, Lodha	1,070,839	15.00%	28,000	-	-	1,100,839	165,125	935,714
<b>Total</b>	<b>1,070,839</b>		<b>28,000</b>			<b>1,100,839</b>	<b>165,125</b>	<b>935,714</b>
<b>TOTAL FIXED ASSETS</b>	<b>156,270,541</b>		<b>11,890,171</b>	<b>29,703,215</b>	<b>501,800</b>	<b>197,663,727</b>	<b>14,612,130</b>	<b>183,051,597</b>



*[Handwritten signature]*

*[Handwritten signature]*

**NEW LOOK SCHOOL SOCIETY**  
Consolidated Balance Sheet as at 31.03.2022

	As on 31.03.2022	As on 31.03.2021	ASSETS	As on 31.03.2022	As on 31.03.2021
<b>LIABILITIES</b>					
Capital Account (Schedule A)	241,406,688	172,236,715	Fixed Assets (Schedule J)	156,270,541	105,766,610
Loans (Liabilities) (Schedule B)	124,998	1,574	Deposits (Schedule F)	40,678,417	32,992,640
Duties & Taxes (Schedule C)	1,426,434	1,373,851	Loans & Advance (Schedule G)	4,494,424	7,801,906
Current Liabilities (Schedule D)	17,296,655	13,701,108	Cash in Hand ( Schedule H)	985,785	151,807
Inter Unit Balances (Schedule E)	-	-	Cash at Bank (Schedule I)	57,825,608	40,600,284
<b>Total</b>	<b>260,254,775</b>	<b>187,313,247</b>	<b>Total</b>	<b>260,254,775</b>	<b>187,313,247</b>

**AUDITORS REPORT**  
As per our report of even date  
**FOR S. RANKA & ASSOCIATES**  
Chartered Accountants



FNo: 012483C

*Surbhi Ranka*

**SURBHI RANKA**  
MNO: 403818

Jaipur  
22.09.2022

**NEW LOOK SCHOOL SOCIETY**

For



*Hemant Soni*

**HEMANT SONI**  
TREASURER  
कोषाध्यक्ष

न्यू लुक स्कूल सोसायटी  
क्यांक 336/79-80  
बाँसवाडा (राज.)

*Pradip Kothari*

**PRADIP KOTHARI**  
SECRETARY  
सचिव

न्यू लुक स्कूल सोसायटी  
क्यांक 336/79-80  
बाँसवाडा (राज.)

**NEW LOOK SCHOOL SOCIETY**

**Consolidated Income & Expenditure A/c. for the Year Ending on 31.03.2022**

Expenditure	As on		Income	As on	
	31.03.2022	31.03.2021		31.03.2022	31.03.2021
Advertisement Expenses	478,331	890,396	Admission Fee	593,800	462,500
Affiliation Expenses	680,000	1,206,000	Annual Fee	1,671,444	1,255,546
Affiliation Form Fees	3,000	6,000	Book Bank Fees	24,175	38,900
Annual fee for NOC	320,000	130,000	CBSE Board Fees	986,250	1,314,219
Auto fees to Auto Drivers	2,800	34,290	CBSE Registration Fees	306,950	-
B.A. & BSC Students Seats Fees	318,600	120,000	Co Ordinator PTET & Integrate	5,280,980	2,474,560
B.ED Bags Expenses	23,500	-	College Fees	5,210,080	1,430,030
B.com Seats Fees	47,200	40,000	Educational Kit (B.Ed.)	8,000	84,000
B.Ed. Seats Fees	23,500	300,000	Election Duties Income	-	266,096
Bank Charges	18,196	20,151	Examination Fee	437,325	1,192,220
Building Repair & Maintenance	2,205,827	1,959,708	Fees from Integrated Courses	9,380,640	7,923,535
Building Safety Certificate	28,530	-	Fees received from NIOS	57,345	17,990
CBSE Borad Examination Expenses (X&XII)	1,011,550	-	Hostel Fees	1,005,500	585,000
CBSE Teacher Training expense	10,000	-	Interest on Advance	40,088	65,921
CBSE Expenses	252,259	1,842,951	Interest on FDR	1,918,887	1,680,400
CBSE Registration Fees (IX & XI)	160,300	118,805	Interest Received from Bank	1,129,771	736,773
College Expenses	106,190	35,273	Interest Received From Equity Fund	-	340,226
Computer & Printer Expenses	346,690	103,870	Inter College Kabaddi Tournament	176	-
Computer Repair & Maint.	8,855	2,550	Job Application Fees	250	-
Depreciation	11,928,643	10,332,205	Kalam Pre REET Exam	42,830	-
Donation to Bhartiya Kisan Sangh	5,000	-	Late Fee	3,100	56,500
Donation to Govind Guru Tribal University	51,000	-	Misc. Income	1,307,255	1,023,011
E.S.I. @ 4.75%	107,169	355,900	NAS Examination	20,600	-
ESIC Employer Share	337,526	-	NCC Fees	4,971	-
Education Promotion & Training Expenses	5,540	-	Prospectus Fee	82,750	35,650
Electricity & Water	2,216,274	2,138,441	PTET Examination Fees	1,694	-
Electricity Equipment/Maintenance	935,493	662,194	Received For ATL Lab	1,200,000	-
Examination Expenses	232,586	95,993	REET Exam Fee	234,332	-
Examination Expenses of CA Exams	392,007	426,201	Registration Fee	535,500	549,473
Fire Safety	-	186,601	Reimbursement of RTE	1,049,290	1,437,211
Fine Arts Lab Expenses	36,855	-	Renewal Form Fee	54,000	-
Fitness & Registration Expenses	263,760	71,325	Scholarship Received	-	56,700
Fuel & Oil Expenses	6,143,898	1,761,421	Sports Fee	6,400	-
Function & Festival	473,457	50,208	Transfer Certificate Fees	16,300	11,400



Expenditure	As on		Income	As on	
	31.03.2022	31.03.2021		31.03.2022	31.03.2021
Furniture Repair & Maintenance Expenses	333,733	131,259	Tuition Fee		
Games & Sports Expense	32,080	5,996	University Examination fees	101,169,540	61,230,569
Garden Expenses	233,017	137,929	Vehicle Fee	219,646	272,450
GGTU Examination Expenses	98,900	299,595		9,444,135	4,142,526
Grounds leveling & Maintenance Expenses	90,052	17,645			
Hostel expenses	882,400	263,160			
I.D Cards Expenses	86,848	-			
Inspection Fees	59,000	-			
Insurance of Building	54,226	48,557			
Insurance of Vehicle	2,513,455	1,039,812			
Interest Expenses	21,592	-			
Interest on O/D	-	18,807			
Inter College Archery Tournament	17,185	-			
Laboratory Expenses	103,315	59,520			
Legal and Professional	173,960	1,739,715			
Library Expenses	16,628	9,200			
MA in D&P Seats Fees	35,400	30,000			
Minutes of Selection Expenses	-	10,000			
Medical & First aid Expense	85,637	40,606			
Miscellaneous	240,924	252,908			
Music Expenses	18,240	-			
NCC Expenses	137,741	30,135			
Newspaper & Periodical Expenses	10,027	21,060			
Office expenses	2,270	-			
Petrol & Diesel	37,898	72,432			
Postage	13,319	19,408			
Printing & Stationery	307,411	243,077			
Provident Fund Adm. Expense	567,809	526,699			
Provident Fund Employer Contribution	4,273,341	3,150,828			
RAS Examination Expenses	2,865	-			
REET Examination Fees	234,331	-			
Rent	7,079,304	7,079,014			
Salary	57,040,141	40,174,574			
Scholarship Expenses	-	26,700			
School Expenses	54,576	95,193			
Science Laboratory Expenses	123,727	-			



Expenditure	As on		Income	As on	
	31.03.2022	31.03.2021		31.03.2022	31.03.2021
Sports Expenses	86,858	108,090			
Staff Welfare A/c	254,251	32,235			
Student Study Material	176,615	-			
Student Welfare Expenses	1,350	42,525			
Summer Camp Expenses	-	36,481			
Telephone & Mobile Expenses	119,687	181,543			
Tour & Travelling Expenses	288,990	168,046			
Transportation	262,408	87,330			
Toll Tax Expenses	5,415	24,307			
University charges & other exp	76,060	681,300			
Vehicle & Maintenance	1,099,305	1,135,715			
Write off	210,322	58,017			
Website and Software Maintenance	216,638	104,178			
<b>Total</b>	<b>106,953,786</b>	<b>81,094,078</b>		<b>88,683,407</b>	
<b>SURPLUS / DEFICIT</b>	<b>36,490,218</b>	<b>7,589,329</b>			
<b>TOTAL</b>	<b>143,444,004</b>	<b>88,683,407</b>	<b>TOTAL</b>	<b>143,444,004</b>	
				<b>88,683,407</b>	

AUDITORS REPORT  
As per our report of even date  
FOR S. RANKA & ASSOCIATES  
Chartered Accountants

FNo: 012483C

*Surbhi Ranka*

SURBHI RANKA

MNO: 403818

Jaipur

22.09.2022



NEW LOOK SCHOOL SOCIETY



*Pradip Kothari*

PRADIP KOTHARI

SECRETARY

साचिव

न्यू लुक स्कूल सोसायटी

फोन नं. 336/79-80

जयपुर (राज.)

*Hemant Soni*

HEMANT SONI

TREASURER

कोषाध्यक्ष

न्यू लुक स्कूल सोसायटी

फोन नं. 336/79-80

जयपुर (राज.)

**Consolidated Income Account of Institutions run by Society for the year ending as on 31.03.2022**

Income Head	New Look School Society		New Look Sec. School Lodha		New Look Sec. School Sagwara		New Look Central School Partapur		New Look Central School Banswara		New Look Central School Partapur		New Look Sec. School Sagwara		New Look Girls College Lodha		New Look Girls College Partapur		New Look Girls College Partapur		New Look Girls College Partapur		New Look Girls College Sagwara		Total 31.03.2022		Total 31.03.2021	
	1	2	3	4	5	6	7	8	9	10	11	12	13	14	15	16	17	18	19	20	21	22	23	24	25	26	27	
Admission Fee		95,200	180,000	73,000	245,600																				593,800	462,500		
Annual Fee		1,303,044	11,250	354,650	2,500																				1,671,444	1,255,546		
Book Bank Fees					178,150																				986,250	1,314,219		
CBSE Board Fees		808,100																							306,950			
CBSE Registration Fees		107,100		176,250	23,600																				5,280,980	2,474,560		
Co Ordinator PTET & Integrate																									5,210,080	1,430,030		
College Fees																									8,000	84,000		
Educational Kit (B.Ed.)																											266,096	
Election Duties Income																									437,325	1,192,220		
Examination Fee		431,325																							9,380,640	7,923,535		
Fees from Integrated Courses																									57,345	17,990		
Fees received from NIOS																									1,005,500	585,000		
Hostel Fees		1,005,500																							40,088	65,921		
Interest on Advance		11,410		17,178																					1,918,887	1,680,400		
Interest on FDR	195,895	1,626,270		18,942																					1,129,771	736,773		
Interest Received from Bank	199,072	102,137		111,279	401,964																						340,226	
Interest Received from Equity Fund																												
Inter College Kabaddi Tournament																												
Job Application Fees																												
Kalam Pre REET Exam		5,000																										
Late Fee		1,600																										
Misc. Income		779,136		82,304	15,303																				1,307,255	1,023,011		
NAS Examination		20,600																							20,600			
NCC Fees		4,971																							4,971			
Prospectus Fee																									82,750	35,650		
PTET Examination Fees																												
Received For ATL Lab		1,200,000																							1,200,000			
REET Exam Fee																									234,332			
Registration Fee																									535,500	549,473		
Reimbursement of RTE		538,778		314,447	53,252																				1,049,290	1,437,211		
Renewal Form Fee																									54,000	56,700		
Scholarship Received																												
Sports Fee			6,400																							6,400		
Transfer Certificate Fees		58,344,865		4,610,561	14,629,442																				101,169,540	61,230,569		
Tuition Fee																									219,646	272,450		
University Examination fees																									9,444,135	4,142,526		
Vehicle Fee		4,928,450		1,420,950	1,134,950																				9,444,135	88,683,407		
<b>Total Income</b>	<b>394,967</b>	<b>71,377,231</b>	<b>5,247,859</b>	<b>18,821,702</b>	<b>18,567,572</b>	<b>18,567,572</b>	<b>5,504,802</b>	<b>5,504,802</b>	<b>5,504,802</b>	<b>5,504,802</b>	<b>5,504,802</b>	<b>5,504,802</b>	<b>5,504,802</b>	<b>5,504,802</b>	<b>5,504,802</b>	<b>5,504,802</b>	<b>5,504,802</b>	<b>5,504,802</b>	<b>5,504,802</b>	<b>5,504,802</b>	<b>5,504,802</b>	<b>5,504,802</b>	<b>5,504,802</b>	<b>5,504,802</b>	<b>1,222,268</b>	<b>143,444,004</b>	<b>88,683,407</b>	



Consolidated Expenditure Account of all Institutions for the year ending as on 31.03.2022

Expenditure Head	New Look School Society	New Look Sr. Sec. School		New Look Central School		New Look Girls College		New Look TT College		New Look Girls College		Total 31.03.2022	Total 31.03.2021
		Lodha	Banswara	Partapur	Sagwara	Lodha	Partapur	Partapur	Sagwara	Partapur	Sagwara		
Advertisement Expenses	1											478,331	890,396
Affiliation Expenses		427,049		16,032	26,310	5,360	3,580	177,000		680,000		1,206,000	
Affiliation Form Fees						3,000	500,000	1,000		3,000		6,000	
Annual fee for NOC						25,000	25,000			320,000		130,000	
Auto fees to Auto Drivers										2,800		34,290	
B.A. & BSC Students Seats Fees										318,600		120,000	
B.ED Bags Expenses										23,500		40,000	
B.com Seats Fees										47,200		300,000	
B.Ed. Seats Fees										23,500		20,151	
Bank Charges	472	11,850	828	487	9	4,285	265			18,196		1,959,708	
Building Repair & Maintenance		1,850,288	157,305	80,425	106,126		11,683			2,205,827			
Building Safety Certificate		28,530								28,530			
CBSE Board Examination Expenses (X&XII)		833,550			178,000					1,011,550			
CBSE Teacher Training expense		10,000								10,000			
CBSE Expenses		34,874		209,150	8,235					252,259		1,842,951	
CBSE Registration Fees (IX & XI)		111,900		17,100	31,300					160,300		118,805	
College Expenses						70,481	4,319	23,640		106,190	7,750	35,273	
Computer & Printer Expenses		318,076		3,650	5,784			19,180		346,690		103,870	
Computer Repair & Maint.		8,855								8,855		2,550	
Depreciation										11,928,643		10,332,205	
Donation to Bhartiya Kisan Sangh						5,000				5,000			
Donation to Govind Guru Tribal University						51,000				51,000			
E.S.I. @ 4.75%		107,169								107,169		355,900	
ESIC Employer Share	282,460		55,066							337,526			
Education Promotion & Training Expenses		5,540								5,540			
Electricity & Water		1,526,585	129,049	241,694	269,646		49,300			2,216,274		2,138,441	
Electricity Equipment/Maintenance		622,952	157,196	72,738	35,259		30,548	16,800		935,493		662,194	
Examination Expenses		154,306		2,560			50,340	15,400		232,586	8,480	95,993	
Examination Expenses of CA Exams		392,007								392,007		426,201	
Fire Safety												186,601	
Fine Arts Lab Expenses		1,150								36,855			
Fitness & Registration Expenses		263,760								263,760		71,325	
Fuel & Oil Expenses		3,763,259		934,483	1,446,156					6,143,898		1,761,421	
Function & Festival		448,655	3,580	3,277	10,985		1,000	5,960		473,457		50,208	
Furniture Repaire & Maintenance Expenses		308,317	8,007	3,570	4,200	3,564	4,905	1,170		333,733		131,259	
Games & Sports Expense			7,350	900	9,430	15,300				32,080		5,996	
Garden Expenses		232,117								233,017		137,929	
GGTU Examination Expenses						48,900	25,000			98,900	25,000	299,595	
Grounds leveling & Maintenance Expenses		83,662		6,390						90,052		17,645	
Hostel expenses		882,400								882,400		263,160	
I.D Cards Expenses		86,848								86,848			
Inspection Fees							14,000	15,000		59,000	30,000		
Insurance of Building		54,226								54,226		48,557	
Insurance of Vehicle		2,513,455								2,513,455		1,039,812	
Interest Expenses												21,592	



Expenditure Head	New Look School Society	New Look Sr. Sec. School	New Look Central School	New Look Central School	New Look Sr. Sec. School	New Look Girls College	New Look Girls College	New Look Girls TT College	New Look Girls College	Total 31.03.2022	Total 31.03.2021
		Lodha	Banswara	Partapur	Sagwara	Lodha	Partapur	Partapur	Sagwara		
Interest on O/D	1									10	11
Inter College Archery Tournament											18,807
Laboratory Expenses						17,185				17,185	
Legal and Professional					10,229	74,966	810			103,315	59,520
Library Expenses		153,930	9,430	600		10,000				173,960	1,739,715
MA in D&P Seats Fees		4,481		5,545		4,500				16,628	9,200
Minutes of Selection Expenses						35,400				35,400	30,000
Medical & First aid Expense		54,670	24,620	3,430	2,917					85,637	40,506
Miscellaneous	164	163,117	21,865	1,200	34,088	13,670	1,152		5,668	240,924	252,908
Music Expenses		18,240				90,285				18,240	
NCC Expenses		47,456			3,415					137,741	30,135
Newspaper & Periodical Expenses		1,717	2,995	600						10,027	21,060
Office expenses		2,270								2,270	
Petrol & Diesel											
Postage			5,300	28,900	1,922				1,776	37,898	72,432
Printing & Stationery		4,239	6,567	1,939	574					13,319	19,408
Provident Fund Adm. Expense		233,906	8,620	17,748	26,121	7,079		260	1,868	307,411	243,077
Provident Fund Employer Contribution	350,084	217,725								567,809	526,699
RAAS Examination Expenses	4,271,531	1,810								4,273,341	3,150,828
RAAS Examination Fees		2,865								2,865	
Rent		2,154,143	1,287,041	2,586,000	746,620	131,500			102,831	234,331	
Salary		27,325,319	2,454,110	5,022,571	8,496,539	10,268,973		764,028	6,28,396	7,079,304	7,079,014
Scholarship Expenses										57,040,141	40,174,374
School Expenses		18,825	12,290	16,714	6,747					54,576	26,700
Science Laboratory Expenses		44,976		10,861		67,890				123,727	96,193
Sports Expenses		74,058		10,000						86,858	108,080
Staff Welfare A/c		235,524	2,435	1,565	5,235			8,992		254,251	32,235
Student Study Material								176,615		176,615	
Student Welfare Expenses		750								1,350	42,325
Summer Camp Expenses											36,481
Telephone & Mobile Expenses		67,575	10,718	16,965	14,679				200	119,687	181,543
Tour & Travelling Expenses		215,420	1,240	50,800	6,804	3,080			6,100	288,990	168,046
Transportation		259,758	540		2,110					262,408	87,330
Toll Tax Expenses		5,415								5,415	24,307
University charges & other exp						64,300				76,060	681,300
Vehicle & Maintenance		906,350	6,228	79,276	107,451					1,099,305	1,135,715
Write off		143,133				(9,134)				210,322	58,017
Website and Software Maintenance		216,638								216,638	104,178
Total Expenditure	4,926,303	47,655,689	4,375,180	9,447,170	11,596,891	11,296,489	3,246,397	1,249,355	13,160,312	106,953,786	81,094,078
surplus (+)/Deficit (-)	(4,531,336)	23,721,541	872,679	7,476,093	6,970,680	7,525,213	2,258,405	4,134,986	(11,938,044)	36,490,218	7,589,329
Total	394,967	71,377,231	5,247,859	16,923,263	18,567,572	18,821,702	5,504,802	5,384,341	1,222,268	143,444,004	88,683,407



**NEW LOOK SCHOOL SOCIETY**

	New Look School Society	New Look Sr. Sec. School Lodha	New Look Central School Banswara	New Look Central School Partapur	New Look Sr. Sec. School Sagwara	New Look Girls College Lodha	New Look Girls College Partapur	New Look Girls College Partapur	New Look Girls College Sagwara	New Look TT College Partapur	New Look Girls College Sagwara	Total 31.03.2022	Total 31.03.2021
		1	2	3	4	5	6	7	8	9	10	11	
<b>Capital Account (Schedule A)</b>													
School & Corpus Fund	213,258,268.39	-	-	-	-	-	-	-	-	-	-	213,258,268	172,624,307
Add : Surplus/(Deficit)	(4,531,336.20)	23,721,541	872,679	7,476,093	6,970,680	7,525,213	2,258,405	4,134,986	(11,938,044)	-	-	36,490,218	7,589,329
Add: Transfer From Newlook Education Socie	32,679,756.00	(23,721,541)	(872,679)	(7,476,093)	(6,970,680)	(7,525,213)	(2,258,405)	(4,134,986)	11,938,044	-	-	(41,021,554)	(7,976,921)
Less: Transferred to School Society												241,406,688	172,236,715
<b>Total</b>	<b>241,406,688.19</b>												
<b>Loans (Liabilities) (Schedule B)</b>													
Deep Kothari										25,000		25,000	
Pradip Kothari										49,999		49,999	
Shikha Kothari										49,999		49,999	
CBI OD A/c - 3241207089													1,574
<b>Total</b>										<b>124,998</b>		<b>124,998</b>	<b>1,574</b>
<b>Duties &amp; Taxes (Schedule C)</b>													
Employees ESIC Contribution		8,210	1,906										
Employees PF Contribution		221,745	32,107	61,700	88,675	69,736	23,532	5,400	6,525			15,060	8,824
LIC Premium		15,290	43,266		6,322	3,724	534					509,420	403,989
TDS Extra Paid												69,136	57,099
TDS on Fees for Professional Services		38,570											(7,000)
TDS on Payment to Contractor		8,079		1,134	1,134	(7,000)						38,570	50,000
TDS on Payment to Contractor (Advertise)												3,347	12,655
TDS on Salary		57,000				30,000						87,000	494,821
TDS on Rent		215,385	124,704	258,600	74,662	30,550						703,901	351,950
<b>Total</b>	<b>564,279</b>	<b>201,983</b>	<b>321,434</b>	<b>170,793</b>	<b>54,616</b>	<b>6,525</b>	<b>5,400</b>	<b>1,426,434</b>	<b>1,373,851</b>				
<b>Current Liabilities (Schedule D)</b>													





**NEW LOOK SCHOOL SOCIETY**

	New Look School Society	New Look Sr. Sec. School Lodha	New Look Central School Banswara	New Look Central School Partapur	New Look Sr. Sec. School Sagwara	New Look Girls College Lodha	New Look Girls College Partapur	New Look Girls TT College Partapur	New Look Girls College Sagwara	Total 31.03.2022	Total 31.03.2021
<b>Deposits (Schedule F)</b>											
Bharat Sanchar Nigam Limited		7,900								7,900	7,900
Caution Money Deposit to MLSU for Examination											300,000
FDR in Axis Bank (A/c No. 919040016943323)		12,089,901								12,089,901	11,519,764
FDR in Axis Bank (A/c No. 920040053493939)		10,810,674								10,810,674	10,300,862
FDR in BOB Sagwara (A/c No. 07260300015746)	281,553									281,553	7,961
FDR in CBI (A/c No. 3198870067)		3,248,530								3,248,530	3,106,964
FDR in CBI (A/c No. 3251855823) - NLGC Lodha						984,711				984,711	940,872
FDR in CBI (A/c No. 3360499563)		576,318								576,318	545,808
FDR in CBI (A/c No. 3455015247) - NLGC Partapur							311,267			311,267	297,051
FDR in CBI (A/c No. 3609076944) - Lodha		595,675								595,675	560,558
FDR in CBI (A/c No. 3609077438) - Lodha		595,675								595,675	560,558
FDR in CBI (A/c No. 3609077507) - Lodha		833,947								833,947	784,783
FDR in CBI (A/c No. 3619552631) - NLGC Sagwara										242,569	227,780
FDR in CBI (A/c No. 3644789807) - Partapur				117,317						117,317	111,771
FDR in CBI (A/c No. 3657159905) - Lodha		846,753								846,753	794,205
FDR in CBI (A/c No. 3663067335)		57,314								57,314	53,817
FDR in ICICI (A/c No. 079313001494)		507,363								507,363	484,470
FDR in ICICI (A/c No. 079313001469)	1,064,848									1,064,848	1,016,801
FDR in ICICI (A/c No. 079313001492)	532,057									532,057	508,050
FDR in ICICI (A/c No. 079313001493)	391,866									391,866	374,184
FDR in ICICI (A/c No. 079313001704)	1,044,794									1,044,794	
FDR in ICICI (A/c No. 079313002379)	5,036,895									5,036,895	
FDR in SBI (A/c No. 51043934974) - Partapur		297,793	19,733	98,847						98,847	86,838
Security Deposit to AVVNL	62,808	30,467,843	19,733	23,747		984,711	311,267			401,644	401,644
<b>Total</b>	<b>8,414,821</b>	<b>30,467,843</b>	<b>19,733</b>	<b>23,747</b>	<b>98,891</b>	<b>665,039</b>	<b>2,000</b>	<b>242,569</b>	<b>40,678,417</b>	<b>32,992,640</b>	<b>32,992,640</b>
<b>Loans &amp; Advance (Schedule G)</b>											
Accrued interest on FDR		1,240,465		3,781						1,256,779	1,258,076
Advance to RSEB		518								518	-
Advance to Staff		1,429,207	155,338	6,395	98,891					2,362,870	3,480,150
Geenka Auto Sales Pvt Ltd		30,000								30,000	2,305,118
Jain Uttam Dairy		3,333								3,333	3,333
Kamal Kothari		15,354								15,354	66,122
Ponnaiah E											89,338
Roongta Stone	58,786									58,786	58,786
TCS A.Y. 19-20	58,800									58,800	58,800
TCS A.Y. 20-21										23,225	-
TCS A.Y. 22-23		23,225								100,482	100,482
TDS Receivable A.Y. 2018-19	100,482										



TDS Receivable A.Y. 2019-20	104,133																				104,133		
TDS Receivable A.Y. 2020-21	142,838																					142,838	
TDS Receivable A.Y. 2021-22	19,047					132,052																1,173	
TDS Receivable A.Y. 2022-23	484,086					177,206																1,644	
Total						3,051,360		155,338		13,068		4,872		98,891		(1,580)					21,350	4,494,424	
Cash in Hand (Schedule H)						741,250		21,948		7,416		97,730		9,806		32,879		790				18,061	985,785
Cash at Bank (Schedule I)																							
Axis Bank - 921010050307129		6,004,536																					
Axis Bank - 918010090858984																							
Axis Bank - 919010094914254																							
Axis Bank - 919010095113955																							
Axis Bank - 919010095139368																							
Axis Bank - 920010001954104						5,170,711																	
BOB - 01390100024060																							
CBI - 2057480316						83,362																	
CBI - 3169554558 (Society A/c)								24,750															
CBI - 3234568895		999,024																					
CBI - 3236853722 (RTE A/c)																							
CBI 2057480010 (NIOS)																							
ICICI - 079301002330																							
ICICI - 079301002307																							
ICICI - 079301002324																							
ICICI - 690201701405																							
ICICI - 690205601712																							
ICICI - 690205601745																							
ICICI - 692401701685																							
ICICI - 690201703654																							
ICICI - 690201703649																							
ICICI - 079301002585																							
IDBI - 0235102000008891																							
IDBI - 0235102000008921																							
IDBI - 235102000008877																							
ICICI-079301002399																							
Total		11,349,696				6,845,203		3,922,976		4,529,771		3,624,117		19,832,326		2,980,127		3,722,420		1,018,971		40,600,284	
Total of Current Assets		20,304,507				41,105,655		4,119,995		4,787,729		5,376,469		19,941,023		3,324,693		3,723,210		1,300,951		81,546,637	



**NEW LOOK SCHOOL SOCIETY  
CONSOLIDATE FIXED ASSETS CHART OF ALL INSTITUTIONS RUN BY SAMITI AS ON 31.03.2022**

Name of the Assets	W.D.V.As on 01.04.2021		Addition during the year		Less: Transfer/Sold/Written Off During the Year	Total	Depreciation	W.D.V. As on 31.03.2022
	02.10.2021		02.10.2021					
	Upto	After	Upto	After				
BUILDING	60,161,945	28,497,808	2,879,063	82,870	-	91,538,816	7,345,856	84,192,960
BUSES, VAN	15,860,844	82,870	2,479,500	82,870	315,607	18,107,607	2,709,926	15,397,681
A.C., CAMERAS, WATERCOOLER, T.V. & OTHER ELECT. ITEMS:	3,012,640	888	183,558	888	-	3,197,086	479,497	2,717,589
COMPUTER, PRINTER, SOFTWARE & ACCESSORIES:	564,907	627,081	84,111	627,081	-	1,276,099	385,023	891,076
FURNITURE & FIXTURES:	3,922,506	288,650	-	288,650	-	4,211,156	406,683	3,804,473
LAND	20,350,484	26,232,679	-	26,232,679	-	46,583,163	-	46,583,163
LIBRARY BOOKS	426,090	159,803	48,931	159,803	-	634,824	221,968	412,856
MISC. ASSETS	42,588	-	-	-	-	42,588	6,388	36,200
MOBILE HAND SET	77,759	-	-	-	-	77,759	11,664	66,095
OTHER FIXED ASSETS	8,235	-	-	-	-	8,235	1,235	7,000
PHOTO COPY MACHINE	21,068	-	-	-	-	21,068	3,160	17,908
SPORTS & GAMES EQUIPMENTS	73,098	-	14,879	-	-	87,977	13,197	74,780
WRITING BOARDS	807,511	-	-	-	-	807,511	80,751	726,760
Solar Plant	436,935	-	-	-	-	436,935	174,774	262,161
Robotic Lab	-	1,156,434	11,926	1,156,434	-	1,168,360	88,521	1,079,839
<b>GROSS TOTAL</b>	<b>105,766,610</b>	<b>57,046,213</b>	<b>5,701,968</b>	<b>57,046,213</b>	<b>315,607</b>	<b>168,199,184</b>	<b>11,928,643</b>	<b>156,270,541</b>



## Fixed Assets

Name of the Assets	W.D.V.As on 01.04.2021	Rate of Depreciation %	Addition during the year		Less: Transfer/Sold/Written off During the Year	Total	Depreciation	W.D.V. as on 31.03.2022
			Upto 02.10.2021	After 02.10.2021				
<b>BUILDING</b>								
New Look Central School, Partapur	3,229,298	10.00%				3,229,298	322,930	2,906,368
New Look Sr. Sec. School, Lodha	50,934,577	10.00%	2,879,063	22,318,900		76,132,540	6,497,309	69,635,231
New Look Sr. Sec. School, Sagwara	2,166,719	10.00%				2,166,719	216,672	1,950,047
New Look School Society (Building - Capital Assets Fund)	3,831,351	0.00%				3,831,351		3,831,351
New Look School Society		10.00%		6,178,908		6,178,908	308,945	5,869,963
<b>Total</b>	<b>60,161,945</b>	<b>0</b>	<b>2,879,063</b>	<b>28,497,808</b>	<b>-</b>	<b>91,538,816</b>	<b>7,345,856</b>	<b>84,192,960</b>
<b>BUSES, VAN</b>								
New Look Central School, Partapur	694,844	15.00%				694,844	104,227	590,617
New Look Girls College, Lodha	1,732,207	15.00%				1,732,207	259,831	1,472,376
New Look Girls College, Partapur	793,677	15.00%				793,677	119,052	674,625
New Look Girls College, Lodha	665,422	15.00%				665,422	99,813	565,609
New Look Sr. Sec. School, Lodha	11,373,239	15.00%	2,479,500	82,870	315,607	13,620,002	2,036,785	11,583,217
New Look Sr. Sec. School, Sagwara	601,455	15.00%	2,479,500	82,870	315,607	601,455	90,218	511,237
<b>Total</b>	<b>15,860,844</b>		<b>2,479,500</b>	<b>82,870</b>	<b>315,607</b>	<b>18,107,607</b>	<b>2,709,926</b>	<b>15,397,681</b>
<b>A.C., CAMERAS, WATERCOOLER, T.V. &amp; OTHER ELECT. ITEMS:</b>								
New Look Central School, KH Banswara	45,160	15.00%				45,160	6,774	38,386
New Look Girls College, Partapur	21,924	15.00%				21,924	3,289	18,635
New Look Central School, Partapur	9,176	15.00%				9,176	1,376	7,800
New Look Sr. Sec. School, Lodha	2,920,749	15.00%	183,558	888		3,105,195	465,713	2,639,482
New Look Sr. Sec. School, Sagwara	15,631	15.00%	183,558	888		15,631	2,345	13,286
<b>Total</b>	<b>3,012,640</b>		<b>183,558</b>	<b>888</b>	<b>-</b>	<b>3,197,086</b>	<b>479,497</b>	<b>2,717,589</b>
<b>COMPUTER, PRINTER, SOFTWARE &amp; ACCESSORIES:</b>								
New Look Sr. Sec. School, Lodha	564,907	40.00%	84,111	435,841		1,084,859	346,775	738,084
New Look Girls TT College, Partapur		40.00%		85,000		85,000	17,000	68,000
New Look Girls College, Lodha		40.00%		85,000		85,000	17,000	68,000
New Look Central School, KH Banswara	564,907	40.00%	84,111	21,240		21,240	4,248	16,992
<b>Total</b>			<b>84,111</b>	<b>627,081</b>	<b>-</b>	<b>1,276,099</b>	<b>385,023</b>	<b>891,076</b>
<b>FURNITURE &amp; FIXTURES:</b>								
New Look Central School, KH Banswara	207,304	10.00%				207,304	20,730	186,574
New Look Central School, Partapur	120,560	10.00%				120,560	12,056	108,504
New Look Girls College, Lodha	362,601	10.00%				362,601	36,260	326,341
New Look Girls College, Partapur	70,267	10.00%				70,267	7,027	63,240
New Look Girls TT College, Partapur	62,877	10.00%				62,877	6,288	56,589
New Look Sr. Sec. School, Lodha	2,692,756	10.00%		288,650		2,981,406	283,708	2,697,698
New Look Sr. Sec. School, Sagwara	406,141	10.00%		288,650		406,141	40,614	365,527
<b>Total</b>	<b>3,922,506</b>		<b>-</b>	<b>288,650</b>	<b>-</b>	<b>4,211,156</b>	<b>406,683</b>	<b>3,804,473</b>
<b>LAND</b>								
New Look Central School, Partapur	15,254,559	0.00%				15,254,559		15,254,559
New Look Sr. Sec. School, Lodha	2,426,600	0.00%				2,426,600		2,426,600
New Look Sr. Sec. School, Sagwara	1,742,720	0.00%				1,742,720		1,742,720
New Look School Society	926,605	0.00%		26,232,679		27,159,284		27,159,284
<b>Total</b>	<b>20,350,484</b>		<b>-</b>	<b>26,232,679</b>	<b>-</b>	<b>46,583,163</b>	<b>-</b>	<b>46,583,163</b>



Name of the Assets	W.D.V.As on 01.04.2021	Rate of Depreciation %	Addition during the year		Less: Transfer/Sold/Written off During the Year	Total	Depreciation	W.D.V. as on 31.03.2022
			Upto 02.10.2021	After 02.10.2021				
<b>LIBRARY BOOKS</b>								
New Look Central School, KH Banswara	6,971	40.00%				6,971	2,788	4,183
New Look Girls College, Lodha	133,313	40.00%	48,931	155,366		337,610	103,971	233,639
New Look Girls College, Partapur	3,888	40.00%				3,888	1,555	2,333
New Look Girls College, Sagwara	17,341	40.00%				17,341	6,936	10,405
New Look Girls TT College, Partapur	215,738	40.00%		4,437		220,175	87,183	132,992
New Look Sr. Sec. School, Lodha	43,063	40.00%				43,063	17,225	25,838
New Look Sr. Sec. School, Sagwara	5,776	40.00%				5,776	2,310	3,466
<b>Total</b>	<b>426,090</b>		<b>48,931</b>	<b>159,803</b>		<b>634,824</b>	<b>221,968</b>	<b>412,856</b>
<b>MISC. ASSETS</b>								
New Look Sr. Sec. School, Lodha	42,588	15.00%				42,588	6,388	36,200
<b>Total</b>	<b>42,588</b>					<b>42,588</b>	<b>6,388</b>	<b>36,200</b>
<b>MOBILE HAND SET</b>								
New Look Sr. Sec. School, Lodha	77,759	15.00%				77,759	11,664	66,095
<b>Total</b>	<b>77,759</b>					<b>77,759</b>	<b>11,664</b>	<b>66,095</b>
<b>OTHER FIXED ASSETS</b>								
New Look Sr. Sec. School, Sagwara	-	15.00%				-	-	-
New Look Sr. Sec. School, Lodha	8,235	15.00%				8,235	1,235	7,000
<b>Total</b>	<b>8,235</b>					<b>8,235</b>	<b>1,235</b>	<b>7,000</b>
<b>PHOTO COPY MACHINE</b>								
New Look Sr. Sec. School, Lodha	14,226	15.00%				14,226	2,134	12,092
New Look Sr. Sec. School, Sagwara	6,842	15.00%				6,842	1,026	5,816
<b>Total</b>	<b>21,068</b>					<b>21,068</b>	<b>3,160</b>	<b>17,908</b>
<b>SPORTS &amp; GAMES EQUIPMENTS</b>								
New Look Central School, Partapur	-	100.00%				-	-	-
New Look Sr. Sec. School, Lodha	73,098	15.00%	14,879			87,977	13,197	74,780
<b>Total</b>	<b>73,098</b>		<b>14,879</b>			<b>87,977</b>	<b>13,197</b>	<b>74,780</b>
<b>WRITING BOARDS</b>								
New Look Sr. Sec. School, Lodha	796,463	10.00%				796,463	79,646	716,817
New Look Sr. Sec. School, Sagwara	11,048	10.00%				11,048	1,105	9,943
<b>Total</b>	<b>807,511</b>					<b>807,511</b>	<b>80,751</b>	<b>726,760</b>
<b>Solar Plant</b>								
New Look Central School, KH Banswara	436,935	40.00%				436,935	174,774	262,161
<b>Total</b>	<b>436,935</b>					<b>436,935</b>	<b>174,774</b>	<b>262,161</b>
<b>Robotic Lab</b>								
New Look Sr. Sec. School, Lodha	-	15.00%	11,926	1,156,434		1,168,360	88,521	1,079,839
<b>Total</b>	<b>-</b>		<b>11,926</b>	<b>1,156,434</b>		<b>1,168,360</b>	<b>88,521</b>	<b>1,079,839</b>
<b>TOTAL FIXED ASSETS</b>	<b>105,766,610</b>	<b>0</b>	<b>5,701,968</b>	<b>57,046,213</b>	<b>315,607</b>	<b>168,199,184</b>	<b>11,928,643</b>	<b>156,270,541</b>

